



1- Purchasing information

P.O. number:* _____ Date: _____
 Company Name:* _____
 Purchasing contact:* _____
 Phone:* _____
 Email:* _____
 Contact preference:* Phone Email
 Marked for: _____

2- ATP/Clinician information

ATP/Clinician:* _____
 Phone:* _____
 Email:* _____
 Contact preference:* Phone Email

3- Shipping information

Ship to:* _____
 Name: _____
 Address: _____
 City: _____ State: _____
 Zip Code: _____
 Phone: _____

* Required MA082 English Manual (STD) MA089 Spanish Manual Taxes not included

| MODEL | | | | | USD | | | | |
|--|-------------------------------------|---|---|---|------------------------------|---|---|-------|-------|
| WC25 | <input checked="" type="checkbox"/> | Veloce wheelchair - Helio Base (265 lb weight limit) | | | K0005 \$2,395 | | | | |
| WC23 | <input checked="" type="checkbox"/> | Carbon Fiber Frame | | | \$2,275 | | | | |
| WC24 | <input checked="" type="checkbox"/> | Fixed Front End | | | \$1,275 | | | | |
| WC09 | <input type="checkbox"/> | HD Heavy Duty package (350 lb weight capacity) | | | \$535 | | | | |
| WC10 | <input type="checkbox"/> | E-Motion adaptor Kit (2 adaptors) - Only necessary with 6° camber | | | \$36 | | | | |
| Frame | | | | | | | | | |
| SEAT WIDTH ³ | | | | | | | | | |
| SW | <input type="checkbox"/> | 14" <input type="checkbox"/> | 15" <input type="checkbox"/> | 16" <input type="checkbox"/> | 17" <input type="checkbox"/> | 18" ² <input type="checkbox"/> | 19" ² <input type="checkbox"/> | | NC |
| | <input type="checkbox"/> | 20" ² <input type="checkbox"/> | 21" ⁷ <input type="checkbox"/> | 22" ⁷ <input type="checkbox"/> | | | | E2201 | \$505 |
| SEAT DEPTH | | | | | | | | | |
| SD | <input type="checkbox"/> | 14" ¹ <input type="checkbox"/> | 15" <input type="checkbox"/> | 16" <input type="checkbox"/> | 17" <input type="checkbox"/> | 18" <input type="checkbox"/> | 19" <input type="checkbox"/> | | NC |
| | <input type="checkbox"/> | 20" <input type="checkbox"/> | | | | | | E2203 | \$485 |
| FRAME LENGTH (Seat sling depth plus distance from seat sling to front of frame) ⁴ | | | | | | | | | |
| SP01 | <input type="checkbox"/> | Standard frame length configuration ⁵ | | | | | | | STD |
| SP02 | <input type="checkbox"/> | Frame length 1" longer than standard configuration | | | | | | | NC |
| SP03 | <input type="checkbox"/> | Frame length 2" longer than standard configuration | | | | | | | NC |
| SP04 | <input type="checkbox"/> | Frame length 1" shorter than standard configuration | | | | | | | NC |
| SP05 | <input type="checkbox"/> | Frame length 2" shorter than standard configuration | | | | | | | NC |
| TRANSIT TIE DOWN | | | | | | | | | |
| AC05-S | <input type="checkbox"/> | WC-19 Transit Tie Down w/Q'straint belt ⁶ Short belt 20"-41" | | | | | | | \$365 |
| AC05-L | <input type="checkbox"/> | WC-19 Transit Tie Down w/Q'straint belt ⁶ Long belt 20"-46" | | | | | | | \$365 |
| AC35 | <input type="checkbox"/> | WC-19 Transit Tie Down without belt ⁶ | | | | | | | \$335 |

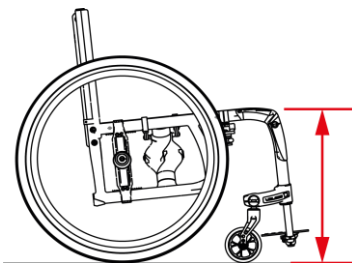
1- Only available with frame length 1" and 2" longer; 2- Available with HD option; When HD option is selected, only the one piece angle adjustable flip-up footplate is available;
 3- Width calculator
 4- See chart on page 7; 5- 4.375" from seat sling to front frame; 6- May interfere with swing away armrest and Clamp on height adjustable push handle; Not available with HD option;
 7- Only available with HD option and the one piece adjustable angle flip-up

FRONT Seat-to-floor height

| Caster sizes | Height available +/- 1/4" | |
|------------------------------------|--|---|
| <input type="checkbox"/> 3" Caster | 14" to 21" | Specify desired height: _____ (inches) |
| <input type="checkbox"/> 4" Caster | 14.5" to 21" | |
| <input type="checkbox"/> 5" Caster | 15.5" to 21" | |
| <input type="checkbox"/> 6" Caster | 16.5" to 21" (N/A with 90° front frame) | |

Frog Legs FRONT Seat-to-floor height

| Caster Sizes | Height available +/- 1/4" | |
|------------------------------------|---|---|
| <input type="checkbox"/> 3" Caster | 15.25" to 21" | Specify desired height: _____ (inches) |
| <input type="checkbox"/> 4" Caster | 15.75" to 21" | |
| <input type="checkbox"/> 5" Caster | 16.75" to 21" | |
| <input type="checkbox"/> 6" Caster | 17.75" to 21" (N/A with 90° front frame) | |



Backrest

| HEIGHT ADJUSTABLE WITH PUSH HANDLES OPTIONS (MUST select ONE push handle options) | | | | | | | | |
|--|--------------------------|--|---|------------------------------|---|-------------------------------|-------------------------------|-------------------------------|
| BC06-912 | <input type="checkbox"/> | Straight Carbon fiber back cane | 9" - 12" | | increment of 1/2" | Set at ² : | | NC |
| BC06-1215 | <input type="checkbox"/> | Straight Carbon fiber back cane | 12" - 15" | | increment of 1/2" | Set at ² : | | NC |
| BC06-1518 | <input type="checkbox"/> | Straight Carbon fiber back cane | 15" - 18" | | increment of 1/2" | Set at ² : | | NC |
| BC06-1821 | <input type="checkbox"/> | Straight Carbon fiber back cane | 18" - 21" | | increment of 1/2" | Set at ² : | | NC |
| BC08-1315 | <input type="checkbox"/> | 8° Bend Carbon fiber back cane | 13.5" - 15" | | increment of 1/2" | Set at ² : | | \$60 |
| BC08-1518 | <input type="checkbox"/> | 8° Bend Carbon fiber back cane | 15" - 18" | | increment of 1/2" | Set at ² : | | \$60 |
| BC08-1821 | <input type="checkbox"/> | 8° Bend Carbon fiber back cane | 18" - 21" | | increment of 1/2" | Set at ² : | | \$60 |
| HEIGHT ADJUSTABLE WITH PUSH HANDLES OPTIONS (MUST select ONE push handle options) | | | | | | | | |
| BC09-1215 | <input type="checkbox"/> | Straight Carbon fiber back cane | 12" - 15" | | increment of 1/2" | Set at ² : | | \$215 |
| BC09-1518 | <input type="checkbox"/> | Straight Carbon fiber back cane | 15" - 18" | | increment of 1/2" | Set at ² : | | \$215 |
| BC09-1821 | <input type="checkbox"/> | Straight Carbon fiber back cane | 18" - 21" | | increment of 1/2" | Set at ² : | | \$215 |
| BC10-1315 | <input type="checkbox"/> | 8° bend Carbon fiber back cane | 13.5" - 15" | | increment of 1/2" | Set at ² : | | \$270 |
| BC10-1518 | <input type="checkbox"/> | 8° bend Carbon fiber back cane | 15" - 18" | | increment of 1/2" | Set at ² : | | \$270 |
| BC10-1821 | <input type="checkbox"/> | 8° bend Carbon fiber back cane | 18" - 21" | | increment of 1/2" | Set at ² : | | \$270 |
| | | Select back cane angle: | 85° ¹ <input type="checkbox"/> | 90° <input type="checkbox"/> | 95° STD <input type="checkbox"/> | 100° <input type="checkbox"/> | 105° <input type="checkbox"/> | 110° <input type="checkbox"/> |
| HEIGHT ADJUSTABLE WITH PUSH HANDLES OPTIONS (MUST select ONE push handle options) | | | | | | | | |
| PH01 | <input type="checkbox"/> | Push handles | | | | | | NC |
| PH05 | <input type="checkbox"/> | Fold down push handles ^{3,5} | | | | | | \$145 |
| PH06-920 | <input type="checkbox"/> | Clamp on height adjustable push handles 9 - 20" ^{3, 4, 5} | | | | | | \$325 |
| PH06-923 | <input type="checkbox"/> | Clamp on height adjustable push handles 9 - 23" ^{3, 4, 5} | | | | | | \$325 |
| PH02 | <input type="checkbox"/> | Omit push handles | | | | | | NC |

1- Not available with 8° bend back cane; 2- If not indicated, default height setting is at the lowest position; measured from seat sling to top of back upholstery; 3- 265 lb weight limit

4- Not compatible with swing away armrests, 8° bend back canes; 5- Not compatible with headrest and attendant lock

| BACK UPHOLSTERY | | | | | | |
|---------------------|--------------------------|--|--|--|---------------|-------|
| BH07 | <input type="checkbox"/> | Slip-on Active-Mesh back upholstery | | | | STD |
| BH08 | <input type="checkbox"/> | Adjustable tension Active-Mesh back upholstery | | | E2611/E2612 | \$305 |
| BH99 | <input type="checkbox"/> | Omit Back upholstery | | | | NC |
| | <input type="checkbox"/> | NXT back Support | | | See pricelist | |
| SEAT CUSHION | | | | | | |
| SC01 | <input type="checkbox"/> | 2" Cushion | | | | \$170 |
| SC02 | <input type="checkbox"/> | 3" Cushion | | | E2601/E2602 | \$190 |
| SC99 | <input type="checkbox"/> | Omit seat cushion | | | | STD |
| | <input type="checkbox"/> | NXT cushion series | | | See pricelist | |

| Rear wheels | | | | | | | | | | | | | |
|--|--------------------------|---|----------------------------------|---|--|--|---|---|--|---|---|--------------------|---------|
| ONE ARM DRIVE¹ <i>Only available with Newton One rear wheels, permanent axles, 0° camber</i> | | | | | | | | | | | | | |
| HR22 | <input type="checkbox"/> | One arm drive - aluminum inner handrim ² | Left <input type="checkbox"/> | Right <input type="checkbox"/> | | \$1,495 | | | | | | | |
| HR60 | <input type="checkbox"/> | One arm drive - plastic coated inner handrim ² | Left <input type="checkbox"/> | Right <input type="checkbox"/> | E0958 | \$1,600 | | | | | | | |
| HR98 | <input type="checkbox"/> | Omit handrim on opposite side of the One Arm Drive (OAD) | | | | NC | | | | | | | |
| REAR WHEELS | | | | | Available | | | | | | | | |
| RW01 | <input type="checkbox"/> | Mag ³ | | | 22" 24" | \$57 | | | | | | | |
| RW02 | <input type="checkbox"/> | Newton One - spoke wheel ⁴ | | | 22" 24" | NC | | | | | | | |
| RW03 | <input type="checkbox"/> | Newton Gravity - ultralight wheel | | | 22", 24", 25", 26" | \$360 | | | | | | | |
| RW04 | <input type="checkbox"/> | Spinergy Spox | Blk STD <input type="checkbox"/> | Wht ⁵ <input type="checkbox"/> | Blue ⁵ <input type="checkbox"/> | Red ⁵ <input type="checkbox"/> | Yel ⁵ <input type="checkbox"/> | 22", 24", 25", 26" | \$915 | | | | |
| RW05 | <input type="checkbox"/> | Spinergy LX | Blk STD <input type="checkbox"/> | Pur ⁵ <input type="checkbox"/> | Wht ⁵ <input type="checkbox"/> | Blue ⁵ <input type="checkbox"/> | Red ⁵ <input type="checkbox"/> | Yel ⁵ <input type="checkbox"/> | Pink ⁵ <input type="checkbox"/> | Grn ⁵ <input type="checkbox"/> | Org ⁵ <input type="checkbox"/> | 22", 24", 25", 26" | \$1,145 |
| RW07 | <input type="checkbox"/> | Spinergy CLX ⁶ | Blk STD <input type="checkbox"/> | Pur ⁵ <input type="checkbox"/> | Wht ⁵ <input type="checkbox"/> | Blue ⁵ <input type="checkbox"/> | Red ⁵ <input type="checkbox"/> | Yel ⁵ <input type="checkbox"/> | Pink ⁵ <input type="checkbox"/> | Grn ⁵ <input type="checkbox"/> | Org ⁵ <input type="checkbox"/> | 24", 25" | \$1,625 |
| TIRES | | | | | Available | | | | | | | | |
| AIRLESS | | | | | | | | | | | | | |
| TI01 | <input type="checkbox"/> | Soft Urethane 1 3/8" - Low Tread, black ⁹ | | | 22" 24" | E2218 | NC | | | | | | |
| TI02 | <input type="checkbox"/> | Soft Urethane 1 3/8" - Medium Tread, black ^{7,9} | | | 22", 24", 25", 26" | E2218 | \$97 | | | | | | |
| TI04 | <input type="checkbox"/> | Soft Urethane 1" - No tread, black - Shox | | | 22", 24", 25", 26" | E2218 | \$118 | | | | | | |
| TI08 | <input type="checkbox"/> | Pneumatic Airless insert 1 3/8" - Medium Tread ⁸ | | | 22", 24", 26" | E2211/E2213 | \$82 | | | | | | |
| PNEUMATIC | | | | | | | | | | | | | |
| TI05 | <input type="checkbox"/> | Pneumatic 1 3/8" - Medium Tread ⁹ | | | 22", 24", 25", 26" | E2211/E2212 | NC | | | | | | |
| TI06 | <input type="checkbox"/> | Pneumatic HP 1" - Low Tread, Puncture resistant, black - SpeedLite | | | 22", 24", 25", 26" | E2211/E2212 | \$105 | | | | | | |
| TI07 | <input type="checkbox"/> | Pneumatic HP 1" - Medium Tread, Puncture resistant, black - TrailBlazer | | | 24", 25", 26" | E2211/E2212 | \$150 | | | | | | |
| TI03 | <input type="checkbox"/> | Pneumatic 2" - Large Tread, black ¹⁰ | | | 22", 24", 25" | E2211/E2212 | \$115 | | | | | | |

- 1- Offered with handrims on each side of the wheelchair; select the outer handrim in the handrims section; Only available with 24" wheel size; Not available with 21" and 22" wide; 2- Only standard handrim position available;
3- Not compatible with HP tires; Only available with aluminum or plastic coated handrim, standard position; 4- Not compatible with Shox tires; 5- color spokes require an additional 10 days lead-time;
6- Only available with 1" tires; 7- 22" is only available with Mags and Newton One rear wheels; 8- Not available with Spinergy CLX, Spinergy LX 25", 26" and Spox 25", 26" rear wheels
9- Not available with flip-back armrest when the 6° camber is selected; 10- Not available with armrests when the 3° or 6° camber are selected;

| Handrims | | | | | | |
|--------------------------------|--------------------------|--|---|--|--------------------|-------|
| HANDRIM | | | | | Available | |
| HR01 | <input type="checkbox"/> | Aluminum anodized | | | 22", 24", 25", 26" | STD |
| HR61 | <input type="checkbox"/> | Aluminum black hard anodized ² | | | 22", 24", 25" | \$75 |
| HR02 | <input type="checkbox"/> | Plastic coated ¹ | | | 22", 24", 25", 26" | \$110 |
| HR03 | <input type="checkbox"/> | High friction coated ^{1,2,3} | | | 22", 24", 25", 26" | \$375 |
| HR07-HR18 and HR65- HR71 | <input type="checkbox"/> | Newton Air Grip ² | <i>See page 6 for the color selection and price</i> | | 22", 24", 25", 26" | |
| HR28 | <input type="checkbox"/> | Surge ^{1,2,3} (1 1/2" Oval handrim w/ Gripton high friction strip) | | | 22", 24", 25", 26" | \$450 |
| HR05 | <input type="checkbox"/> | Surge LT ^{1,2,3} (1 1/8" Oval handrim w/ Gripton high friction strip) | | | 22", 24", 25", 26" | \$495 |
| HR04 | <input type="checkbox"/> | Natural Fit ^{1,2,3} | | | 22", 24", 25", 26" | \$395 |
| HR62 | <input type="checkbox"/> | Simi H ^{1,2,3} (1 3/8" Oval handrim with high friction strip) | | | 22", 24", 25", 26" | \$395 |
| HR63 | <input type="checkbox"/> | Nova H ^{1,2,3} (1 1/4" Oval handrim with high friction strip) | | | 22", 24", 25", 26" | \$445 |
| HR64 | <input type="checkbox"/> | Optimum H ^{1,2,3} (1 1/8" heart-shaped handrim) | | | 22", 24", 25", 26" | \$345 |
| HR99 | <input type="checkbox"/> | Omit handrim | | | | NC |

- 1- Only standard and narrow handrim position. By default, the tab won't be cut with the narrow position; 2- Not available with Mag wheels; 3 - Not available with one arm drive;

| Handrims option | | | | | | |
|--|--------------------------|---|--|---|------------------|-------|
| ASSEMBLY POSITION | | | | | Available | |
| HR29 | <input type="checkbox"/> | Standard Handrim position | Full tab | | | STD |
| HR030 | <input type="checkbox"/> | Narrow Handrim position no cut | Full tab | | | NC |
| HR30 | <input type="checkbox"/> | Narrow Handrim position with cut ³ | Short tab 2 positions | | | \$30 |
| HR31 | <input type="checkbox"/> | Super Narrow Handrim ³ | Short tab 2 positions STD <input type="checkbox"/> | Short tab 1 position <input type="checkbox"/> | | \$30 |
| THUMB PIECE SELECTION FOR NATURAL FIT, SURGE, SURGE LT HANDRIMS | | | | | Available | |
| HR23 | <input type="checkbox"/> | Standard grip | | | | \$95 |
| HR27 | <input type="checkbox"/> | Super grip | | | | \$150 |
| HR099 | <input type="checkbox"/> | Omit thumb piece | | | | NC |

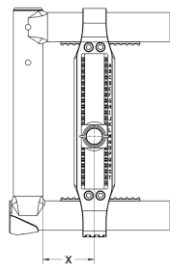
- 3- Only available with Aluminum and Air Grip handrims;

| AXLE ¹ | | | | | |
|-------------------|--------------------------|--------------------|--|-------|-------|
| AX01 | <input type="checkbox"/> | Quick release axle | | | STD |
| AX03 | <input type="checkbox"/> | Quad release axle | | K0108 | \$130 |

¹- Not required with one arm drive

| REAR WHEEL CAMBER ANGLE | | | | | |
|-------------------------|--------------------------|-----------|--|--|-------|
| CM00 | <input type="checkbox"/> | 0° camber | | | STD |
| CM03 | <input type="checkbox"/> | 3° camber | | | NC |
| CM06 | <input type="checkbox"/> | 6° camber | | | \$165 |

CENTER OF GRAVITY



Choose position of rear wheel axle plate:

Measure distance X from front of back post to center of axle receiver.

| Most stable | | | | | | | | | | | | | |
|-------------|--------------------------|--------------------------|--------------------------|--------------------------|--------------------------|--------------------------|--------------------------|--------------------------|--------------------------|--------------------------|--------------------------|--------------------------|--------------------------|
| X = | 1" | 1/4" | 1/2" | 3/4" | 2" | 1/4" | 1/2" | 3/4" | 3" | 1/4" | 1/2" | 3/4" | 4" |
| | <input type="checkbox"/> | <input type="checkbox"/> | <input type="checkbox"/> | <input type="checkbox"/> | <input type="checkbox"/> | <input type="checkbox"/> | <input type="checkbox"/> | <input type="checkbox"/> | <input type="checkbox"/> | <input type="checkbox"/> | <input type="checkbox"/> | <input type="checkbox"/> | <input type="checkbox"/> |

If not indicated, default setting is at 1.5"

Possible conflict between a seat depth under 16" and a center of gravity over 2.5".

Possible conflict between a 26" rear wheel and a center of gravity over 2.5".

Motion Composites will select the closest possible center of gravity (COG) if an issue arises with the COG

| WHEEL LOCK | | | | | |
|--------------|--------------------------|--|-------------------------------|--------------------------------|-------|
| WL08 | <input type="checkbox"/> | Newton Wheel lock - push to lock | | | STD |
| WL16 | <input type="checkbox"/> | Aluminum push to lock with extensions | | E0961 | \$77 |
| WL02 | <input type="checkbox"/> | Pull to lock | | | NC |
| WL04 | <input type="checkbox"/> | Newton grade aid push to lock (<i>works best with pneumatic or high pressure tire</i>) | | E0974 | \$155 |
| WL13 WL14 | <input type="checkbox"/> | 6" removable extension handle ¹ | | E0961 | \$77 |
| WL05 | <input type="checkbox"/> | Scissors Lock | | | \$155 |
| WL15 | <input type="checkbox"/> | Unilateral wheel lock - pull to lock ² | Left <input type="checkbox"/> | Right <input type="checkbox"/> | \$330 |
| WL99 | <input type="checkbox"/> | Omit wheel locks | | | NC |

¹- Only available with Newton push to lock (WL08), pull to lock (WL02) and Newton Grade aid (WL04)

²- For more information about incompatibilities and restriction, refer to the table at page 7 and the "How-to documents" page of our website:

https://www.motioncomposites.com/en_ca/support-and-education/how-to-documents

Armrests

| HEIGHT ADJUSTABLE FLIP BACK ARMREST (Convertible to "T" armrest) ¹ | | | | | |
|---|--------------------------|----------------------------------|---------------------------------|---------------------------------------|-------|
| AR01-812 | <input type="checkbox"/> | 10" Desk length armpad 8" - 12" | Locked <input type="checkbox"/> | Unlocked STD <input type="checkbox"/> | \$355 |
| AR01-1014 | <input type="checkbox"/> | 10" Desk length armpad 10" - 14" | Locked <input type="checkbox"/> | Unlocked STD <input type="checkbox"/> | \$355 |
| AR02-812 | <input type="checkbox"/> | 14" Full length armpad 8" - 12" | Locked <input type="checkbox"/> | Unlocked STD <input type="checkbox"/> | \$355 |
| AR02-1014 | <input type="checkbox"/> | 14" Full length armpad 10" - 14" | Locked <input type="checkbox"/> | Unlocked STD <input type="checkbox"/> | \$355 |

| HEIGHT ADJUSTABLE "T" ARMREST ¹ | | | | | |
|--|--------------------------|--|--|-------|-------|
| AR13-610 | <input type="checkbox"/> | 10" Desk length armpad ⁴ 6" - 10" | | E0973 | \$330 |
| AR03-812 | <input type="checkbox"/> | 10" Desk length armpad 8" - 12" | | E0973 | \$330 |
| AR03-1014 | <input type="checkbox"/> | 10" Desk length armpad 10" - 14" | | E0973 | \$330 |
| AR14-610 | <input type="checkbox"/> | 14" Full length armpad ⁴ 6" - 10" | | E0973 | \$330 |
| AR04-812 | <input type="checkbox"/> | 14" Full length armpad 8" - 12" | | E0973 | \$330 |
| AR04-1014 | <input type="checkbox"/> | 14" Full length armpad 10" - 14" | | E0973 | \$330 |

| HEIGHT ADJUSTABLE SWING AWAY ARMREST ² | | | | | |
|---|--------------------------|--|----------|-------|-------|
| AR05 | <input type="checkbox"/> | Tubular armrest without plastic side guards - Short pad | 8" - 11" | E0973 | \$230 |
| AR19 | <input type="checkbox"/> | Tubular armrest with plastic side guards - Short pad | 8" - 11" | E0973 | \$395 |
| AR23 | <input type="checkbox"/> | Tubular armrest without plastic side guards - Long pad | 8" - 11" | E0973 | \$230 |
| AR24 | <input type="checkbox"/> | Tubular armrest with plastic side guards - Long pad | 8" - 11" | E0973 | \$395 |
| AR06 | <input type="checkbox"/> | 10" Desk length flat armpad without plastic side guards | 8" - 11" | E0973 | \$230 |
| AR20 | <input type="checkbox"/> | 10" Desk length flat armpad with plastic side guards | 8" - 11" | E0973 | \$395 |
| AR17 | <input type="checkbox"/> | 14" Full length flat armpad without plastic side guards | 8" - 11" | E0973 | \$230 |
| AR21 | <input type="checkbox"/> | 14" Full length flat armpad with plastic side guards | 8" - 11" | E0973 | \$395 |

| ARMREST OPTIONS | | | | | |
|-----------------|--------------------------|---|--|--|-------|
| AR12 | <input type="checkbox"/> | 14" Full Length armpad - Gel Ovation ³ | | | \$165 |
| AR99 | <input type="checkbox"/> | Omit armrest | | | NC |

¹- May have a 1/2" adjustment restriction on both limits of the range; ²- Could interfere with some rigid backrests; Not available with fixed carbon fiber side guards

³- Only available with full length armrest; Not available with swing away and desk length armrests; ⁴- May have some restriction with seat-to-floor height and rear wheel

| SIDE GUARDS (not available with Flip Back and "T" Armrest) | | | | | |
|--|--------------------------|--|------------------------|-----------------------------|-------|
| SG01 | <input type="checkbox"/> | Plastic side guards (<i>removable</i>) | Straight bracket - STD | Offset bracket ¹ | \$200 |
| SG02 | <input type="checkbox"/> | Carbon fiber side guards (<i>fixed</i>) | | | \$270 |
| SG03 | <input type="checkbox"/> | Carbon fiber side guards (<i>removable</i>) | Straight bracket - STD | Offset bracket ¹ | \$305 |
| SG06 | <input type="checkbox"/> | Plastic fender side guards (<i>removable</i>) | Straight bracket - STD | Offset bracket ¹ | \$290 |
| SG04 | <input type="checkbox"/> | Carbon fiber fender side guards (<i>removable</i>) | Straight bracket - STD | Offset bracket ¹ | \$550 |
| SG99 | <input type="checkbox"/> | Omit side guard | | | NC |

| SIDE GUARDS OPTION | | | | | |
|--------------------|--------------------------|---|--|--|----|
| SG07 | <input type="checkbox"/> | Side guards clip (<i>pair</i>) ² | | | NC |

¹- only compatible with 0° camber; Increase width by 1/2" per side for a total of 1"; ²- Not available with fixed carbon fiber side guard

| POSITIONING BELT | | | | | | |
|------------------|--------------------------|---|--|--|-------|-------|
| SB01-S | <input type="checkbox"/> | Velcro adjustable - Small 35" ¹ | | | E0978 | \$46 |
| SB01-L | <input type="checkbox"/> | Velcro adjustable - Long 60" | | | E0978 | \$46 |
| SB02-S | <input type="checkbox"/> | Auto buckle - Small 35" ¹ | | | E0978 | \$87 |
| SB02-M | <input type="checkbox"/> | Auto buckle - Medium 48" | | | E0978 | \$87 |
| SB02-L | <input type="checkbox"/> | Auto buckle - Long 60" | | | E0978 | \$87 |
| SB04-M | <input type="checkbox"/> | BodyPoint Hip Belt - 2 point not padded - Medium 56" | | | E0978 | \$85 |
| SB04-L | <input type="checkbox"/> | BodyPoint Hip Belt - 2 point not padded - Long 61" | | | E0978 | \$85 |
| SB05-S | <input type="checkbox"/> | BodyPoint Hip Belt - 2 point padded - Small 51" | | | E0978 | \$180 |
| SB05-M | <input type="checkbox"/> | BodyPoint Hip Belt - 2 point padded - Medium 56" | | | E0978 | \$180 |
| SB05-L | <input type="checkbox"/> | BodyPoint Hip Belt - 2 point padded - Long 61" | | | E0978 | \$180 |
| SB06-S | <input type="checkbox"/> | BodyPoint Hip Belt - 4 point padded - Small 51" | | | E0978 | \$195 |
| SB06-M | <input type="checkbox"/> | BodyPoint Hip Belt - 4 point padded - Medium 56" | | | E0978 | \$195 |
| SB06-L | <input type="checkbox"/> | BodyPoint Hip Belt - 4 point padded - Long 61" | | | E0978 | \$195 |
| SB03 | <input type="checkbox"/> | Hardware attachment for 2 extra points (1 pair) | | | | \$17 |
| SB08-M | <input type="checkbox"/> | BodyPoint EVOFLEX® Positioning Belt Rehab latch and Band Clamps - Medium 18" | | | K0108 | \$305 |
| SB08-L | <input type="checkbox"/> | BodyPoint EVOFLEX® Positioning Belt Rehab latch and Band Clamps - Long 24" | | | K0108 | \$305 |
| SB99 | <input type="checkbox"/> | Omit positioning belt | | | | STD |

1- not recommended for seat width of 18" and more





























































| HEADREST ¹ | | | | | | |
|-----------------------|--------------------------|--|--|--|-------|-------|
| AC01-S | <input type="checkbox"/> | Profiled Headrest - Small (3.5"X6") | | | E0955 | \$185 |
| AC01-M | <input type="checkbox"/> | Profiled Headrest - Medium (4.5"X7") | | | E0955 | \$185 |
| AC01-L | <input type="checkbox"/> | Profiled Headrest - Large (5.5"X8") | | | E0955 | \$185 |
| AC28 | <input type="checkbox"/> | Headrest mounting hardware with stabilizer bar 1 | | | E1028 | \$300 |

1- Only available with push handles

| ACCESSORIES | | | | | | |
|-------------|--------------------------|--|--|--|-------|-------|
| AC03 | <input type="checkbox"/> | Anti-tippers | | | E0971 | \$145 |
| AC29 | <input type="checkbox"/> | Swing-away anti-tipper ¹ Left <input type="checkbox"/> Right <input type="checkbox"/> | | | | \$190 |
| AC27 | <input type="checkbox"/> | Tip assist ² | | | | \$67 |
| AC06 | <input type="checkbox"/> | Cane and crutch holder Left <input type="checkbox"/> Right <input type="checkbox"/> | | | E2207 | \$200 |
| AC08 | <input type="checkbox"/> | Spoke guards ³ Available: 22", 24", 26" | | | K0065 | \$118 |
| AC10 | <input type="checkbox"/> | Seat pouch | | | | \$82 |
| AC26 | <input type="checkbox"/> | BodyPoint Mobility Bag | | | | \$135 |
| AC23 | <input type="checkbox"/> | Newton Backpack | | | | \$130 |
| AC30 | <input type="checkbox"/> | Newton multi-purpose pouch | | | | \$61 |
| AC12 | <input type="checkbox"/> | Velcro Closing Strap | | | | \$57 |
| AC13 | <input type="checkbox"/> | Tool kit | | | | \$51 |
| AC16 | <input type="checkbox"/> | Motion Composites Polo Shirt W/S <input type="checkbox"/> W/M <input type="checkbox"/> W/L <input type="checkbox"/> M/S <input type="checkbox"/> M/M <input type="checkbox"/> M/L <input type="checkbox"/> M/XL <input type="checkbox"/> M/XXL <input type="checkbox"/> M/XXXL <input type="checkbox"/> | | | | \$36 |
| AC15 | <input type="checkbox"/> | Military Patches Army <input type="checkbox"/> Navy <input type="checkbox"/> Air Force <input type="checkbox"/> Marines <input type="checkbox"/> Coast Guard <input type="checkbox"/> Combat Wounded Purple Heart <input type="checkbox"/> Space Force <input type="checkbox"/> American Flag <input type="checkbox"/> | | | | \$96 |

1- Must select the pair (left and right) with HD option; Only available with rear seat to floor height between 13 1/2" and 19 3/4"; 2- Cannot be combined with Anti Tippers

3- Not available with Mag wheels and Spinerig

| Colors | | | | | | | | | | | | | | | | | | | | | | |
|------------------------|--------------------------|---|---|---|---|---|---|---|---|---|---|---|--|---|---|---|---|---|---|---|---|-------|
| Options ¹ | Black | High Gloss Carbon Fiber | Sunkissed Orange | Burgundy | Sapphire Blue | Monster Green | Charcoal | Fuchsia | Steel Blue | Ferrari Red | Acid Green | Electric Purple | Caribbean Blue | White | Pink Pearl | Plum Purple | Sky Blue | Black Cherry | Khaki Green (matte) | Desert Sand (matte) | | |
| AirGrip | <input type="checkbox"/> |  |  |  |  |  |  |  |  |  |  |  |  |  |  |  |  |  |  |  |  | \$265 |
| Frame | <input type="checkbox"/> |  |  |  |  |  |  |  |  |  |  |  |  |  |  |  |  |  |  |  |  | NC |
| Highlight ² | <input type="checkbox"/> |  |  |  |  |  |  |  |  |  |  |  |  |  |  |  |  |  |  |  |  | NC |
| FC99 | <input type="checkbox"/> | Custom Color Specify PPG Paintit color: | | | | | | | | | | | | | | | | | | | <i>additional 10 days lead-time</i> | \$390 |

1- Color representation may vary from one monitor to another. Therefore, the actual paint color on your wheelchair might differ slightly from what you see on your screen.; Finish between Airgrip and frame might be different;

2- To see different highlight, visit our website: https://www.motioncomposites.com/en_us/products/folding-wheelchairs/veloce

Frame length chart

| Frame length | Seat Depth | | | | | | |
|--------------|------------|-----|-----|-----|-----|-----|-----|
| | 14" | 15" | 16" | 17" | 18" | 19" | 20" |
| STD | N/A | | | | | | |
| 1 | | | | | | | N/A |
| 2 | | | | | | N/A | N/A |
| -1 | N/A | N/A | | | | | |
| -2 | N/A | N/A | N/A | | | | |


Unilateral wheel lock restrictions

| Seat depth: shall be 16 in and greater | | |
|---|-----------------|------------------------------|
| Rear wheel: shall be 24 in and less | | |
| "T" or flip-back armrest only compatible with 0° Camber | | |
| One arm drive: Not compatible with "T" or flip-back armrest | | |
| "T" or flip-back armrest may require to move the rear wheels outwards | | |
| Not compatible with wheel lock lever extension | | |
| Rear wheel diameter | Seat depth (in) | COG Compatibility Range (in) |
| 20 in | 16+ | 1.75 to 4 |
| 22 in | 16+ | 2.5 to 4 |
| 24 in | 16+ | 1 to 4 |

Notes :

FOLDING ON CHAIR - USA ORDER FORM

| BioFit™ CUSHION | | WIDTH | | | | | | | | | | |
|--|-----|-------|-------|-------|-------|-------|-------|-------|-------|-------|-------|-------|
| | | 12" | 13" | 14" | 15" | 16" | 17" | 18" | 19" | 20" | 21" | 22" |
| DEPTH | 12" | \$445 | \$445 | \$445 | | | | | | | | |
| | 14" | \$445 | \$445 | \$445 | | | | | | | | |
| | 15" | | \$445 | \$445 | \$445 | \$445 | | | | | | |
| | 16" | | \$445 | \$445 | \$445 | \$445 | \$445 | \$445 | \$480 | \$480 | \$480 | \$480 |
| | 17" | | | | \$445 | \$445 | \$445 | \$445 | \$480 | \$480 | | |
| | 18" | | | | \$445 | \$445 | \$445 | \$445 | \$480 | \$480 | \$480 | \$480 |
| | 19" | | | | \$445 | \$445 | \$445 | \$445 | \$480 | \$480 | | |
| | 20" | | | | \$445 | \$445 | \$445 | \$480 | \$480 | \$480 | \$480 | \$480 |
| Option: Change cover for incontinent/infection control outer cover | | | | | | | | | | | | N/C |



NXCABF ___ X ___
(W" x D")

HCPCS CODE: E2607-E2608

SEATING AND CUSHION ACCESSORIES

| | MODEL NO. | Description | Fits Back Width | \$ | QTY |
|--|-----------|-------------------|---|----|-----|
| | RSSI 1600 | Solid Seat Insert | Fits cushions 16" & 17" wide (40.6 & 43.2 cm) and 14"-18" deep (35.6-45.7 cm) | 80 | |
| | RSSI 1800 | Solid Seat Insert | Fits cushions 18" & 19" wide (45.7 & 48.3 cm) and 14"-18" deep (35.6-45.7 cm) | 80 | |
| | RSSI 2000 | Solid Seat Insert | Fits cushions 20"-22" wide (50.8-55.9 cm) and 18"-20" deep (45.7-50.8 cm) | 80 | |

Optima™ THORACIC BACK SUPPORT

CARBON FIBER SHELL (WEIGHT SAVINGS - 1lb)

HCPCS CODE: E2620-E2621

Optima™ DEEP THORACIC BACK SUPPORT

CARBON FIBER SHELL (WEIGHT SAVINGS - 1lb)

HCPCS CODE: E2620-E2621

THORACIC SHAPE

| WIDTH | HEIGHT | MODEL # CARBON FIBER | \$ CARBON | MODEL # ALUMINUM | \$ ALUMINUM |
|-------|--------|-------------------------|--------------|---------------------|----------------|
| 14" | 13" | NOCFACB1413 | \$925 | NOACB1413 | \$695 |
| 14" | 16" | NOCFACB1416 | \$960 | NOACB1416 | \$695 |
| 15" | 13" | NOCFACB1513 | \$925 | NOACB1513 | \$695 |
| 15" | 16" | NOCFACB1516 | \$960 | NOACB1516 | \$695 |
| 16" | 13" | NOCFACB1613 | \$925 | NOACB1613 | \$695 |
| 16" | 16" | NOCFACB1616 | \$960 | NOACB1616 | \$695 |
| 16" | 19" | | | NOACB1619 | \$695 |
| 17" | 13" | NOCFACB1713 | \$925 | NOACB1713 | \$695 |
| 17" | 16" | NOCFACB1716 | \$960 | NOACB1716 | \$695 |
| 18" | 13" | NOCFACB1813 | \$925 | NOACB1813 | \$695 |
| 18" | 16" | NOCFACB1816 | \$960 | NOACB1816 | \$695 |
| 18" | 19" | | | NOACB1819 | \$695 |
| 19" | 16" | | | NOACB1916 | \$695 |
| 19" | 19" | | | NOACB1919 | \$695 |
| 20" | 13" | NOCFACB2013 | \$925 | NOACB2013 | \$695 |
| 20" | 16" | NOCFACB2016 | \$960 | NOACB2016 | \$695 |
| 20" | 19" | | | NOACB2019 | \$695 |
| 21" | 16" | | | NOACB2116 | \$745 |
| 21" | 19" | | | NOACB2119 | \$745 |
| 22" | 13" | | | NOACB2213 | \$745 |
| 22" | 16" | | | NOACB2216 | \$745 |
| 22" | 19" | | | NOACB2219 | \$745 |

| WIDTH | HEIGHT | MODEL # CARBON FIBER | \$ CARBON | MODEL # ALUMINUM | \$ ALUMINUM |
|-------|--------|-------------------------|--------------|---------------------|----------------|
| 14" | 13" | NOCFPCB1413 | \$1015 | NOPCB1413 | \$695 |
| 14" | 16" | NOCFPCB1416 | \$1055 | NOPCB1416 | \$695 |
| 15" | 13" | NOCFPCB1513 | \$1015 | NOPCB1513 | \$695 |
| 15" | 16" | NOCFPCB1516 | \$1055 | NOPCB1516 | \$695 |
| 16" | 13" | NOCFPCB1613 | \$1015 | NOPCB1613 | \$695 |
| 16" | 16" | NOCFPCB1616 | \$1055 | NOPCB1616 | \$695 |
| 16" | 19" | | | NOPCB1619 | \$695 |
| 17" | 13" | NOCFPCB1713 | \$1015 | NOPCB1713 | \$695 |
| 17" | 16" | NOCFPCB1716 | \$1055 | NOPCB1716 | \$695 |
| 18" | 13" | NOCFPCB1813 | \$1015 | NOPCB1813 | \$695 |
| 18" | 16" | NOCFPCB1816 | \$1055 | NOPCB1816 | \$695 |
| 18" | 19" | | | NOPCB1819 | \$695 |
| 19" | 16" | | | NOPCB1916 | \$695 |
| 19" | 19" | | | NOPCB1919 | \$695 |
| 20" | 13" | NOCFPCB2013 | \$1015 | NOPCB2013 | \$695 |
| 20" | 16" | NOCFPCB2016 | \$1055 | NOPCB2016 | \$695 |
| 20" | 19" | | | NOPCB2019 | \$695 |
| 21" | 16" | | | NOPCB2116 | \$745 |
| 21" | 19" | | | NOPCB2119 | \$745 |
| 22" | 13" | | | NOPCB2213 | \$745 |
| 22" | 16" | | | NOPCB2216 | \$745 |
| 22" | 19" | | | NOPCB2219 | \$745 |

| ITEM | WIDTH X DEPTH | \$ | QTY |
|--------------------------|-----------------|-----|-----|
| Replacement Cover & Foam | NOACC ___ X ___ | 130 | |

| ITEM | WIDTH X DEPTH | \$ | QTY |
|--------------------------|-----------------|-----|-----|
| Replacement Cover & Foam | NOPCC ___ X ___ | 130 | |

PLEASE NOTE: Each back will fit widths up to 2" wider.

ALL PRICES QUOTED IN USD. PRICES ARE SUBJECT TO CHANGE WITHOUT NOTICE.

For additional NXT models, sizes and hardware not shown, please refer to the complete NXT Seating Order Form at www.motioncomposites.com

FOLDING ON CHAIR - USA ORDER FORM

Xtend™ LOW HEIGHT ADJUSTABLE THORACIC BACK SUPPORT

Xtend™ DEEP HEIGHT ADJUSTABLE THORACIC BACK SUPPORT

THORACIC SHAPE

| | xtend™ | WIDTH | HEIGHT | ✓ | \$ |
|--------------------------|---------------------|-------|---------|-----|-------|
| | **NHAACB (L)1213/17 | 12" | 13"-17" | | \$695 |
| | NHAACB (L)1413/17 | 14" | 13"-17" | | \$695 |
| | NHAACB (L)1613/17 | 16" | 13"-17" | | \$695 |
| | NHAACB (L)1813/17 | 18" | 13"-17" | | \$745 |
| | NHAACB (L)2013/17 | 20" | 13"-17" | | \$745 |
| | NHAACB (L)2213/17 | 22" | 13"-17" | | \$745 |
| HCPCS CODE: E2620-E2621 | | | | | |
| ITEM | WIDTH X DEPTH | | \$ | QTY | |
| Replacement Cover & Foam | N3LHAACC __ X __ | | 130 | | |

| | xtend™ DEEP | WIDTH | HEIGHT | ✓ | \$ |
|--------------------------|-----------------|-------|---------|-----|-------|
| | NHAPCB1616/20 | 16" | 16"-20" | | \$695 |
| | NHAPCB1816/20 | 18" | 16"-20" | | \$695 |
| | NHAPCB2016/20 | 20" | 16"-20" | | \$695 |
| | NHAPCB2216/20 | 22" | 16"-20" | | \$745 |
| HCPCS CODE: E2620-E2621 | | | | | |
| ITEM | WIDTH X DEPTH | | \$ | QTY | |
| Replacement Cover & Foam | N3HAPCC __ X __ | | 130 | | |

PLEASE NOTE: Each back will fit widths up to 2" wider.

Classic™ PELVIC BACK SUPPORT

Classic™ DEEP PELVIC BACK SUPPORT

PELVIC SHAPE

| | Classic™ | WIDTH | HEIGHT | ✓ | \$ |
|--------------------------|---------------|---------|--------|-----|-------|
| | NACB1616 | 16"-18" | 16" | | \$695 |
| | NACB1618 | 16"-18" | 18" | | \$695 |
| | NACB1816 | 18"-20" | 16" | | \$695 |
| | NACB1818 | 18"-20" | 18" | | \$695 |
| | NACB1820 | 18"-20" | 20" | | \$695 |
| | NACB2020 | 20"-22" | 20" | | \$695 |
| | NACB2216 | 22"-24" | 16" | | \$745 |
| | NACB2218 | 22"-24" | 18" | | \$745 |
| | NACB2220 | 22"-24" | 20" | | \$745 |
| HCPCS CODE: E2620-E2621 | | | | | |
| ITEM | WIDTH X DEPTH | | \$ | QTY | |
| Replacement Cover & Foam | NACC __ X __ | | 130 | | |

| | Classic DEEP™ | WIDTH | HEIGHT | ✓ | \$ |
|--------------------------|-------------------------|---------|--------|-----|-------|
| | NPCB1616 | 16"-18" | 16" | | \$695 |
| | NPCB1618 | 16"-18" | 18" | | \$695 |
| | NPCB1818 | 18"-20" | 18" | | \$695 |
| | NPCB1820 | 18"-20" | 20" | | \$695 |
| | NPCB2020 | 20"-22" | 20" | | \$695 |
| | NPCB2216 | 22"-24" | 16" | | \$745 |
| | NPCB2218 | 22"-24" | 18" | | \$745 |
| | NPCB2220 | 22"-24" | 20" | | \$745 |
| | HCPCS CODE: E2620-E2621 | | | | |
| ITEM | WIDTH X DEPTH | | \$ | QTY | |
| Replacement Cover & Foam | NPCC __ X __ | | 130 | | |

PLEASE NOTE: Each back will fit widths up to 2" wider.

BACK SUPPORT ACCESSORIES

| MODEL # | DESCRIPTION | FITS BACK WIDTH | \$ | QTY |
|----------------|---|------------------------------------|-----|-----|
| Custom - Cover | Optional Infection Control Wipe Down Back Support Cover | Specify back model # when ordering | 205 | |
| NIB-1938 | Extra Small Privacy Flap for 11" - 13" wide back supports | 11" - 13" (27.9 - 33.0) | 70 | |
| NIB-1078 | Small Privacy Flap for 14"-16" wide back supports | 14" - 16" (35.6-40.6 cm) | 70 | |
| NIB-1079 | Medium Flap for 17"-19" wide back supports | 17" - 19" (43.2-48.3 cm) | 70 | |
| NIB-1080 | Large Privacy Flap for 20"-22" wide back supports | 20" - 22" (50.8-55.9 cm) | 70 | |
| NIB-1081 | Extra Large Privacy Flap for 23" - 26" wide back supports | 23" - 26" (58.4 - 66.0 cm) | 70 | |

MultiFit™ HEAD SUPPORT - MULTI-ADJUSTABLE PADS

| | HCPCS CODE: E0955 | |
|----------------------------|-------------------|-------|
| MODEL # NIB-0784 | ✓ | \$ |
| 10" x 5" Large Rectangular | | \$205 |

| | HCPCS CODE: E0955 | |
|----------------------------------|-------------------|-------|
| MODEL # NIB-0818 | ✓ | \$ |
| 14" x 5" Extra-Large Rectangular | | \$205 |

MultiFit™ HEAD SUPPORT - FIXTURES

| | HCPCS CODE: E1033 | |
|---------------------|-------------------|-------|
| MODEL # NIB-0747 | ✓ | \$ |
| Multi-Axis Hardware | | \$150 |


| | HCPCS CODE: E1033 | |
|-------------------------------|-------------------|------|
| MODEL # NIB-0823 | ✓ | \$ |
| Head Support Receiver Bracket | | \$60 |

ALL PRICES QUOTED IN USD. PRICES ARE SUBJECT TO CHANGE WITHOUT NOTICE.

For additional NXT models, sizes and hardware not shown, please refer to the complete NXT Seating Order Form at www.motioncomposites.com

EXTRA COVERS

Extra Outer smartx^{3D} Cover



Extra Outer Incontinent Cover



| ITEM | WIDTH X DEPTH | \$ | QTY |
|--|---------------|-----|-----|
| Extra Outer smartx ^{3D} Cover – For a cover up to 18" x 18" | __ __ x __ __ | 130 | |
| Extra Outer smartx ^{3D} Cover – For a cover 18" x 20" and above | __ __ X __ __ | 150 | |
| Extra Outer Incontinent Cover – For a cover up to 18" x 18" | __ __ X __ __ | 130 | |
| Extra Outer Incontinent Cover – For a cover 18" x 20" and above | __ __ X __ __ | 150 | |

ALL PRICES QUOTED IN USD. PRICES ARE SUBJECT TO CHANGE WITHOUT NOTICE.

For additional NXT models, sizes and hardware not shown, please refer to the complete NXT Seating Order Form at www.motioncomposites.com