



1- Purchasing information

P.O. number:* _____ Date: _____
 Company Name:* _____
 Purchasing contact:* _____
 Phone:* _____
 Email:* _____
 Contact preference:* Phone Email

3- Shipping information

Ship to:* _____
 Name: _____
 Address: _____
 City: _____ State: _____
 Zip Code: _____
 Phone: _____

2- ATP/Clinician information

ATP/Clinician:* _____
 Phone:* _____
 Email:* _____
 Contact preference:* Phone Email

MA082
 English Manual (STD)

MA089
 Spanish Manual

Taxes not included

MODEL				USD
WC03	<input type="checkbox"/>	Ultralight folding Helio wheelchair (265lb weight capacity) A7 package: side frames, symmetrical hydroformed crossbrace and back canes made of 7000 series aluminum		K0005 \$2,395
WC08	<input type="checkbox"/>	C2 carbon fiber upgrade: side frames, symmetrical molded crossbrace and back canes made of ultralight carbon fiber		\$2,140
WC09	<input type="checkbox"/>	HD Heavy Duty package (350 lb weight capacity)		\$535
WC10	<input type="checkbox"/>	E-Motion adaptor Kit (2 adaptors) - Only necessary with 6° camber		\$36

Frame

SEAT WIDTH ³								
SW	<input type="checkbox"/>	14" <input type="checkbox"/>	15" <input type="checkbox"/>	16" <input type="checkbox"/>	17" <input type="checkbox"/>	18" ¹ <input type="checkbox"/>	19" ¹ <input type="checkbox"/>	NC
	<input type="checkbox"/>		20" ¹ <input type="checkbox"/>	21" ² <input type="checkbox"/>	22" ² <input type="checkbox"/>			E2201 \$505

SEAT DEPTH								
SD	<input type="checkbox"/>	14" <input type="checkbox"/>	15" <input type="checkbox"/>	16" <input type="checkbox"/>	17" <input type="checkbox"/>	18" <input type="checkbox"/>	19" <input type="checkbox"/>	NC
	<input type="checkbox"/>		20" <input type="checkbox"/>					E2203 \$485

TRANSIT TIE DOWN							
AC04	<input type="checkbox"/>	Transit Tie Down (Unoccupied)					NC
AC05-S	<input type="checkbox"/>	WC-19 Transit Tie Down w/Q'straint belt ⁴ Short belt 20"-41"					\$365
AC05-L	<input type="checkbox"/>	WC-19 Transit Tie Down w/Q'straint belt ⁴ Long belt 20"-46"					\$365
AC35	<input type="checkbox"/>	WC-19 Transit Tie Down without belt ⁴					\$335

1- Available with HD Kit (350 lb); 2- Only with HD Kit (350 lb) 3. Width calculator 4- May interfere with swing away armrest and Clamp on height adjustable push handle; not available with HD option when carbon upgrade is selected

NEWTON ULTRALIGHT PACKAGE					
PK01	<input type="checkbox"/>	Includes: Carbon fiber angle adjustable footplates + Newton Gravity Ultralight rear wheels		Save \$275	\$530
VP01	<input type="checkbox"/>	Vision Package: Orange accent added to point of contact accessories including: footrest latches, "T" and flip back armrest button cap, 6" Push to lock extension and rubber inserts on Newton composite angle adjustable footplates ¹		K0108	\$95

1- Please select footplates, footrest, armrest, push to lock wheel lock and the extensions in the appropriate sections; To know the compatible parts, look for this logo *VP01; Recommended with black chair; See picture of the product on page 6.

Helio FRONT Seat-to-floor Height - Please select your choice

Forks / Position		3" caster			4" caster			5" caster			6" caster			7" caster			8" caster		
		Stem bolt Length			Stem bolt Length			Stem bolt Length			Stem bolt Length			Stem bolt Length			Stem bolt Length		
		STD	+1"	+2"	STD	+1"	+2"	STD	+1"	+2"	STD	+1"	+2"	STD	+1"	+2"	STD	+1"	+2"
4"	P1	13"	14"	15"	13 1/2"	14 1/2"	15 1/2"												
	P2	13 1/2"	14 1/2"	15 1/2"	14"	15"	16"	14 1/2"	15 1/2"	16 1/2"									
5"	P1																		
	P2				14"	15"	16"	14 1/2"	15 1/2"	16 1/2"									
	P3	14"	15"	16"	14 1/2"	15 1/2"	16 1/2"	15"	16"	17"	15 1/2"	16 1/2"	17 1/2"						
	P4	14 1/2"	15 1/2"	16 1/2"	15"	16"	17"	15 1/2"	16 1/2"	17 1/2"	16"	17"	18"	16 1/2"	17 1/2"	18 1/2"			
7"	P1										16 1/2"	17 1/2"	18 1/2"	17"	18"	19"			
	P2										16 1/2"	17 1/2"	18 1/2"	17"	18"	19"	17 1/2"	18 1/2"	19 1/2"
	P3										17"	18"	19"	17 1/2"	18 1/2"	19 1/2"	18"	19"	20"
	P4	16 1/2"	17 1/2"	18 1/2"	17"	18"	19"	17 1/2"	18 1/2"	19 1/2"	18"	19"	20"	18 1/2"	19 1/2"	20 1/2"	19"	20"	21"
	P5	17"	18"	19"	17 1/2"	18 1/2"	19 1/2"	18"	19"	20"	18 1/2"	19 1/2"	20 1/2"	19"	20"	21"	19 1/2"	20 1/2"	21 1/2"

Height available +/- 1/4" (see stem bolt and fork combination at the end of the order form)

CASTERS				Available		
CA01-03 to CA01-08	<input type="checkbox"/>	Composite wheel w/ PU tire (1")		3", 4", 5", 6", 7", 8"		NC
CA10 to CA11	<input type="checkbox"/>	Pneumatic casters (1 1/4")		6", 8"	E2214/E2215	\$165
CA14 to CA16	<input type="checkbox"/>	Newton UltraCaster Composite (1 1/2")		4", 5", 6"		\$95
CA17 to CA19	<input type="checkbox"/>	Newton UltraCaster Aluminum (1 1/2")		4", 5", 6"		\$215
CASTER OPTIONS						
CA12	<input type="checkbox"/>	Caster Pin Locks (Available with +1" or +2" Stem bolt ONLY) ¹			K0073	\$300
CA13	<input type="checkbox"/>	Carbon fiber Frog Legs suspension forks (Not available with caster pin locks)			E1015	\$490

1- Not available with WC-19

Helio - REAR Seat-to-floor Height

WHEEL SIZES		Height available		Specify desired height: _____
<input type="checkbox"/>	20" (451) wheel	12 1/2"	to 17 1/4"	
<input type="checkbox"/>	22" (501) wheel	13 1/2"	to 18 1/4"	
<input type="checkbox"/>	24" (540) wheel	14 1/2"	to 19 1/4"	
<input type="checkbox"/>	25" (559) wheel	15"	to 19 3/4"	
<input type="checkbox"/>	26" (590) wheel	15 1/2"	to 20 1/4"	

Note: Tire size, center of gravity setting and seat slope may result in a variation of +/- 1/2" of selected seat to floor height"

Footrest						
SWING-IN/SWING-OUT FOOTREST						
FR03-01	<input type="checkbox"/>	60° Swing-in/swing-out footrest - 13.5" - 17"			Set at*:	NC
FR03-02	<input type="checkbox"/>	60° Swing-in/swing-out footrest - 14.5" - 19.5"			Set at*:	NC
FR03-03	<input type="checkbox"/>	60° Swing-in/swing-out footrest - 15.5" - 20.5"			Set at*:	NC
FR04-01	<input type="checkbox"/>	70° Swing-in/swing-out footrest - 13.5" - 17"			Set at*:	NC
FR04-02	<input type="checkbox"/>	70° Swing-in/swing-out footrest - 14.5" - 19.5"			Set at*:	NC
FR04-03	<input type="checkbox"/>	70° Swing-in/swing-out footrest - 15.5" - 20.5"			Set at*:	NC
FR15-01	<input type="checkbox"/>	80° Swing-in/swing-out footrest - 13.5" - 16" ⁵			Set at*:	NC
FR15-02	<input type="checkbox"/>	80° Swing-in/swing-out footrest - 14.5" - 19.5" ⁵			Set at*:	NC
FR15-03	<input type="checkbox"/>	80° Swing-in/swing-out footrest - 15.5" - 20.5" ⁵			Set at*:	NC
FR06	<input type="checkbox"/>	90° swing-in/swing-out with front mount - Standard (no extension) ¹	7.5" - 11"		Set at*:	NC
FR07	<input type="checkbox"/>	90° swing-in/swing-out with front mount - Short extension 2" ^{1,2}	9.5" - 13"		Set at*:	NC
FR08	<input type="checkbox"/>	90° swing-in/swing-out with front mount - Medium extension 4" ^{1,2}	9.5" - 14.5"		Set at*:	NC
FOOTREST OPTIONS						
FR09	<input type="checkbox"/>	High mount (footplate attached to the hanger with clamps) ³	5" - 13.5"		Set at*:	\$85
FR10	<input type="checkbox"/>	Elevating legrest with calf pad, Length adjustable ⁴ Left <input type="checkbox"/> Right <input type="checkbox"/>	14" - 22"		Set at:	E0990 \$245
FR99	<input type="checkbox"/>	Omit Footrest				NC

1- Available only with two piece adjustable footplates; 2- May interfere with front casters; 3- Not available with front mount and the elevating legrest; * +/-1/2"
 4- The elevating legrest replace the footrest side selected; Not available with one piece footplate; 5- Not available with 8" caster

FOOTPLATES						
FP01	<input type="checkbox"/>	Standard - Composite ¹				STD
FP02	<input type="checkbox"/>	Newton adjustable angle - Composite ^{*VP01}			K0040	\$215
FP03	<input type="checkbox"/>	Newton adjustable angle - Aluminum			K0040	\$235
FP04	<input type="checkbox"/>	Newton adjustable angle - Carbon fiber (with rubber inserts)				\$445
FP06	<input type="checkbox"/>	One piece adjustable angle flip-up - Aluminum			K0040	\$195
FP07	<input type="checkbox"/>	One piece adjustable angle flip-up - Carbon fiber (with rubber inserts)				\$465
FOOTPLATE ACCESSORIES						
FP08	<input type="checkbox"/>	Length adjustable heel loop ²			E0951	\$41
FP09	<input type="checkbox"/>	Calf strap			K0038	\$36
FP30	<input type="checkbox"/>	Bodypoint Aeromesh Padded calf strap			K0038	\$118

1- Not available with front mount; 2- not available with one piece footplate

SWING AWAY RESIDUAL LIMB SUPPORT						
FR27	<input type="checkbox"/>	Residual limb support - flat 6"x8"	Left <input type="checkbox"/>	Right <input type="checkbox"/>		E1020 \$420
FR28	<input type="checkbox"/>	Residual limb support - flat 8"x10"	Left <input type="checkbox"/>	Right <input type="checkbox"/>		E1020 \$420
FR29	<input type="checkbox"/>	Residual limb support - flat 10"x10"	Left <input type="checkbox"/>	Right <input type="checkbox"/>		E1020 \$420
FR30	<input type="checkbox"/>	Residual limb support - flat 10"x14"	Left <input type="checkbox"/>	Right <input type="checkbox"/>		E1020 \$420
FR32	<input type="checkbox"/>	Residual limb support - contour 6"x8"	Left <input type="checkbox"/>	Right <input type="checkbox"/>		E1020 \$420
FR33	<input type="checkbox"/>	Residual limb support - contour 8"x10"	Left <input type="checkbox"/>	Right <input type="checkbox"/>		E1020 \$420

Backrest									
FIXED ANGLE BACK CANES WITH INTEGRATED PUSH HANDLES - For Aluminum chair (Not available with push handles options)									
BC60	<input type="checkbox"/>	Straight aluminum back cane	21" - 24"	increment of 1"			Set at ² :	\$77	
BC59	<input type="checkbox"/>	8° bend aluminum back cane	21" - 24"	increment of 1"			Set at ² :	\$77	
FIXED ANGLE, HEIGHT ADJUSTABLE BACK CANES WITH PUSH HANDLE OPTIONS (MUST select ONE push handle options)									
BC11	<input type="checkbox"/>	Straight back cane	12 - 15" <input type="checkbox"/>	15 - 18" <input type="checkbox"/>	18 - 21" STD <input type="checkbox"/>	increment of 1/2"		Set at ² :	NC
BC06	<input type="checkbox"/>								
BC12	<input type="checkbox"/>	8° Bend back cane	13 ½ - 15" <input type="checkbox"/>	15 - 18" <input type="checkbox"/>	18 - 21" STD <input type="checkbox"/>	increment of 1/2"		Set at ² :	\$60
BC08	<input type="checkbox"/>								
ANGLE AND HEIGHT ADJUSTABLE BACK CANE WITH PUSH HANDLE OPTIONS (MUST select ONE push handle options)									
BC13	<input type="checkbox"/>	Straight back cane	15 - 18" <input type="checkbox"/>	18 - 21" STD <input type="checkbox"/>		increment of 1/2"		Set at ² :	\$215
BC09	<input type="checkbox"/>								
BC14	<input type="checkbox"/>	8° bend back cane	15 - 18" <input type="checkbox"/>	18 - 21" STD <input type="checkbox"/>		increment of 1/2"		Set at ² :	\$270
BC10	<input type="checkbox"/>								
Select back cane angle:			85° ¹ <input type="checkbox"/>	90° <input type="checkbox"/>	95° STD <input type="checkbox"/>	100° <input type="checkbox"/>	105° <input type="checkbox"/>	110° <input type="checkbox"/>	
PUSH HANDLES OPTIONS (ONE option at a time)									
PH01	<input type="checkbox"/>	Push handles							STD
PH05	<input type="checkbox"/>	Fold down push handles ^{3,5}							\$145
PH06-920	<input type="checkbox"/>	Clamp on height adjustable push handles 9" - 20" ^{3,4,5}							\$325
PH06-923	<input type="checkbox"/>	Clamp on height adjustable push handles 9" - 23" ^{3,4,5}							\$325
PH02	<input type="checkbox"/>	Omit push handles							NC
STROLLER HANDLE AND STABILIZER BAR									
PH04	<input type="checkbox"/>	Stroller handle (only available with push handle) - (not available with the HD option)						K0108	\$165
PH03	<input type="checkbox"/>	Newton folding stabilizer bar (not compatible with stroller handle)							\$270

1- Not available with a 8° bend back cane; 2- If not indicated, default height setting is at the lowest position; measured from seat sling to top of back upholster; 3- 265lb weight limit

4- Not compatible with swing away armrests, 8° bend back canes and amputee axle plates; 5- Not compatible with stroller handle, stabilizer bar, headrest and attendant lock

BACK UPHOLSTERY									
BH07	<input type="checkbox"/>	Slip-on Active-Mesh back upholstery							STD
BH08	<input type="checkbox"/>	Adjustable tension Active-Mesh back upholstery						E2611/E2612	\$305
BH99	<input type="checkbox"/>	Omit Back upholstery							NC
	<input type="checkbox"/>	NXT back Support						See pricelist	
SEAT CUSHION									
SC01	<input type="checkbox"/>	2" Cushion							\$170
SC02	<input type="checkbox"/>	3" Cushion						E2601/E2602	\$190
SC99	<input type="checkbox"/>	Omit seat cushion							STD
	<input type="checkbox"/>	NXT cushion						See pricelist	

Rear wheels													
ONE ARM DRIVE ¹ Only available with Newton One rear wheels, permanent axles, 0° camber													
HR22	<input type="checkbox"/>	One arm drive - aluminum inner handrim ²	Left <input type="checkbox"/>	Right <input type="checkbox"/>				E0958	\$1,495				
HR60	<input type="checkbox"/>	One arm drive - plastic coated inner handrim ²	Left <input type="checkbox"/>	Right <input type="checkbox"/>				E0958	\$1,600				
HR98	<input type="checkbox"/>	Omit handrim on opposite side of the One Arm Drive (OAD)							NC				
REAR WHEELS Available													
RW01	<input type="checkbox"/>	Mag ³						20", 22" 24"	\$57				
RW02	<input type="checkbox"/>	Newton One - spoke wheel ⁴						20", 22" 24"	NC				
RW03	<input type="checkbox"/>	Newton Gravity - ultralight wheel						20", 22", 24", 25", 26"	\$360				
RW04	<input type="checkbox"/>	Spinergy Spox	Blk STD <input type="checkbox"/>	Wht ⁵ <input type="checkbox"/>	Blue ⁵ <input type="checkbox"/>	Red ⁵ <input type="checkbox"/>	Yel ⁵ <input type="checkbox"/>	22", 24", 25", 26"	\$915				
RW05	<input type="checkbox"/>	Spinergy LX	Blk STD <input type="checkbox"/>	Pur ⁵ <input type="checkbox"/>	Wht ⁵ <input type="checkbox"/>	Blue ⁵ <input type="checkbox"/>	Red ⁵ <input type="checkbox"/>	Yel ⁵ <input type="checkbox"/>	Pink ⁵ <input type="checkbox"/>	Grn ⁵ <input type="checkbox"/>	Org ⁵ <input type="checkbox"/>	22", 24", 25", 26"	\$1,145
RW07	<input type="checkbox"/>	Spinergy CLX ⁶	Blk STD <input type="checkbox"/>	Pur ⁵ <input type="checkbox"/>	Wht ⁵ <input type="checkbox"/>	Blue ⁵ <input type="checkbox"/>	Red ⁵ <input type="checkbox"/>	Yel ⁵ <input type="checkbox"/>	Pink ⁵ <input type="checkbox"/>	Grn ⁵ <input type="checkbox"/>	Org ⁵ <input type="checkbox"/>	24", 25"	\$1,625
TIRES Available													
AIRLESS													
TI01	<input type="checkbox"/>	Soft Urethane 1 3/8" - Low Tread, black ⁹						20", 22" 24"	E2218	STD			
TI02	<input type="checkbox"/>	Soft Urethane 1 3/8" - Medium Tread, black ^{7,9}						22", 24", 25", 26"	E2218	\$97			
TI04	<input type="checkbox"/>	Soft Urethane 1" - No tread, black - Shox						22", 24", 25", 26"	E2218	\$118			
TI08	<input type="checkbox"/>	Pneumatic Airless insert 1 3/8" - Medium Tread ⁸						22", 24", 26"	E2211/E2213	\$82			
PNEUMATIC													
TI05	<input type="checkbox"/>	Pneumatic 1 3/8" - Medium Tread ⁹						20", 22", 24", 25", 26"	E2211/E2212	NC			
TI06	<input type="checkbox"/>	Pneumatic HP 1" - Low Tread, Puncture resistant, black - SpeedLite						20", 22", 24", 25", 26"	E2211/E2212	\$105			
TI07	<input type="checkbox"/>	Pneumatic HP 1" - Medium Tread, Puncture resistant, black - TrailBlazer						24", 25", 26"	E2211/E2212	\$150			
TI03	<input type="checkbox"/>	Pneumatic 2" - Large Tread, black ¹⁰						22", 24", 25"	E2211/E2212	\$115			

1- Offered with handrims on each side of the wheelchair; select the outer handrim in the handrims section; Only available with 24" wheel size; Not available with 21" and 22" wide; 2- Only standard handrim position available;

3- Not compatible with HP tires; Only available with aluminum or plastic coated handrim, standard position; 4- Not compatible with Shox tires; 5- color spokes require an additional 10 days lead-time;

6- Only available with 1" tires; 7- 22" is only available with Mags and Newton One rear wheels; 8- Not available with Spinergy CLX, Spinergy LX 25", 26" and Spox 25", 26" rear wheels

9- Not available with flip-back armrest when the 6° camber is selected; 10- Not available with armrests when the 3° or 6° camber are selected;

Handrims

HANDRIM			Available		
HR01	<input type="checkbox"/>	Aluminum anodized	20", 22", 24", 25", 26"		STD
HR61	<input type="checkbox"/>	Aluminum black hard anodized ²	20", 22", 24", 25"		\$75
HR02	<input type="checkbox"/>	Plastic coated ¹	20", 22", 24", 25", 26"		\$110
HR03	<input type="checkbox"/>	High friction coated ^{1,2,3}	22", 24", 25", 26"		\$375
HR07-HR18 and HR65-HR71	<input type="checkbox"/>	Newton Air Grip ² See on page 6 for color choice and price	20", 22", 24", 25", 26"		
HR28	<input type="checkbox"/>	Surge ^{1,2,3} (1 1/2" Oval handrim w/ Gripton high friction strip)	22", 24", 25", 26"		\$450
HR05	<input type="checkbox"/>	Surge LT ^{1,2,3} (1 1/8" Oval handrim w/ Gripton high friction strip)	22", 24", 25", 26"		\$495
HR04	<input type="checkbox"/>	Natural Fit ^{1,2,3}	22", 24", 25", 26"		\$395
HR62	<input type="checkbox"/>	Simi H ^{1,2,3} (1 3/8" Oval handrim with high friction strip)	22", 24", 25", 26"		\$395
HR63	<input type="checkbox"/>	Nova H ^{1,2,3} (1 1/4" Oval handrim with high friction strip)	22", 24", 25", 26"		\$445
HR64	<input type="checkbox"/>	Optimum H ^{1,2,3} (1 1/8" heart-shaped handrim)	22", 24", 25", 26"		\$345
HR99	<input type="checkbox"/>	Omit handrim			NC

1- Only standard and narrow handrim position. By default, the tab won't be cut with the narrow position; 2- Not available with Mag wheels; 3 - Not available with one arm drive;

Handrims option

ASSEMBLY POSITION					
HR29	<input type="checkbox"/>	Standard Handrim position Full tab			STD
HR030	<input type="checkbox"/>	Narrow Handrim position no cut Full tab			NC
HR30	<input type="checkbox"/>	Narrow Handrim position with cut ³ Short tab 2 positions			\$30
HR31	<input type="checkbox"/>	Super Narrow Handrim ³ Short tab 2 positions STD <input type="checkbox"/> Short tab 1 position <input type="checkbox"/>			\$30
THUMB PIECE SELECTION FOR NATURAL FIT, SURGE, SURGE LT HANDRIMS					
HR23	<input type="checkbox"/>	Standard grip			\$95
HR27	<input type="checkbox"/>	Super grip			\$150
HR099	<input type="checkbox"/>	Omit thumb piece			NC

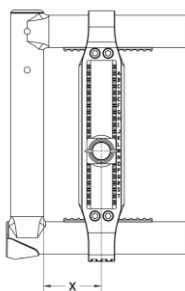
3- Only available with Aluminum and Air Grip handrims;

AXLE ¹					
AX01	<input type="checkbox"/>	Quick release axle			STD
AX02	<input type="checkbox"/>	Permanent axle			NC
AX03	<input type="checkbox"/>	Quad release axle		K0108	\$130
AXLE PLATE					
AX04	<input type="checkbox"/>	Amputee adjustable axle plate ²		E0959	\$205

1- Not required with one arm drive; 2- May interfere with swing away armrest and limit seat to floor height; Not available with WC-19 transit tie down

REAR WHEEL CAMBER					
CM00	<input type="checkbox"/>	0° camber			STD
CM03	<input type="checkbox"/>	3° camber			NC
CM06	<input type="checkbox"/>	6° camber (not available with amputee axle plate)			\$165

CENTER OF GRAVITY



Choose position of rear wheel axle plate:

Measure distance X from front of back post to center of axle receiver.

Most stable														
X =	AMPUTEE ¹	1"	1/4"	1/2"	3/4"	2"	1/4"	1/2"	3/4"	3"	1/4"	1/2"	3/4"	4"
	<input type="checkbox"/>	<input type="checkbox"/>	<input type="checkbox"/>	<input type="checkbox"/>	<input type="checkbox"/>	<input type="checkbox"/>	<input type="checkbox"/>	<input type="checkbox"/>	<input type="checkbox"/>	<input type="checkbox"/>	<input type="checkbox"/>	<input type="checkbox"/>	<input type="checkbox"/>	<input type="checkbox"/>

If not indicated, default setting is at 1.5"

Possible conflict between a seat depth under 16" and a center of gravity over 2,5".

Possible conflict between a 26" rear wheel and a center of gravity over 2,5".

Motion Composites will select the closest possible center of gravity (COG) if an issue arises with the COG

1-Only available with the amputee axle plate

Only on carbon frame

WHEEL LOCK					
WL08	<input type="checkbox"/>	Newton Wheel lock - push to lock			STD
WL16	<input type="checkbox"/>	Aluminum push to lock with extensions		E0961	\$77
WL02	<input type="checkbox"/>	Pull to lock			NC
WL04	<input type="checkbox"/>	Newton grade aid push to lock (works best with pneumatic or high pressure tire)		E0974	\$155
WL13 WL14	<input type="checkbox"/>	6" removable extension handle ¹ *VP01		E0961	\$77
WL05	<input type="checkbox"/>	Scissors Lock			\$155
WL06	<input type="checkbox"/>	Attendant Lock (additional set of wheel lock mounted to the back)			\$215
WL15	<input type="checkbox"/>	Unilateral wheel lock - pull to lock ² Left <input type="checkbox"/> Right <input type="checkbox"/>			\$330
WL99	<input type="checkbox"/>	Omit wheel locks			NC

1- Only available with Newton push to lock (WL08), pull to lock (WL02) and Newton Grade aid (WL04); Only the extension for the Newton push to lock is available with the vision package (VP01)

2- For more information about incompatibilities and restriction, refer to the table at page 7 and the "How-to documents" page of our website:

https://www.motioncomposites.com/en_ca/support-and-education/how-to-documents

Armrests								
HEIGHT ADJUSTABLE FLIP BACK ARMREST (Convertible to "T" armrest) ^{1,4} *VP01								
AR01-812	<input type="checkbox"/>	10" Desk length armpad	8" - 12"	Locked <input type="checkbox"/>	Unlocked STD <input type="checkbox"/>		E0973	\$355
AR01-1014	<input type="checkbox"/>	10" Desk length armpad	10" - 14"	Locked <input type="checkbox"/>	Unlocked STD <input type="checkbox"/>		E0973	\$355
AR02-812	<input type="checkbox"/>	14" Full length armpad	8" - 12"	Locked <input type="checkbox"/>	Unlocked STD <input type="checkbox"/>		E0973	\$355
AR02-1014	<input type="checkbox"/>	14" Full length armpad	10" - 14"	Locked <input type="checkbox"/>	Unlocked STD <input type="checkbox"/>		E0973	\$355
HEIGHT ADJUSTABLE "T" ARMREST ¹ *VP01								
AR13-610	<input type="checkbox"/>	10" Desk length armpad ⁵	6" - 10"				E0973	\$330
AR03-812	<input type="checkbox"/>	10" Desk length armpad	8" - 12"				E0973	\$330
AR03-1014	<input type="checkbox"/>	10" Desk length armpad	10" - 14"				E0973	\$330
AR14-610	<input type="checkbox"/>	14" Full length armpad ⁵	6" - 10"				E0973	\$330
AR04-812	<input type="checkbox"/>	14" Full length armpad	8" - 12"				E0973	\$330
AR04-1014	<input type="checkbox"/>	14" Full length armpad	10" - 14"				E0973	\$330
HEIGHT ADJUSTABLE SWING AWAY ARMREST ²								
AR05	<input type="checkbox"/>	Tubular armrest without plastic side guards - Short pad	8" - 11"				E0973	\$230
AR19	<input type="checkbox"/>	Tubular armrest with plastic side guards - Short pad	8" - 11"				E0973	\$395
AR23	<input type="checkbox"/>	Tubular armrest without plastic side guards - Long pad	8" - 11"				E0973	\$230
AR24	<input type="checkbox"/>	Tubular armrest with plastic side guards - Long pad	8" - 11"				E0973	\$395
AR06	<input type="checkbox"/>	10" Desk length flat armpad without plastic side guards	8" - 11"				E0973	\$230
AR20	<input type="checkbox"/>	10" Desk length flat armpad with plastic side guards	8" - 11"				E0973	\$395
AR17	<input type="checkbox"/>	14" Full length flat armpad without plastic side guards	8" - 11"				E0973	\$230
AR21	<input type="checkbox"/>	14" Full length flat armpad with plastic side guards	8" - 11"				E0973	\$395
ARMREST OPTIONS								
AR12	<input type="checkbox"/>	14" Full Length armpad ³ - Gel Ovation						\$165
AR99	<input type="checkbox"/>	Omit armrest						NC

1- May have 1/2" adjustment restriction on both limits of the range; 2- Could interfere with some rigid backrests; Not available with attendant lock and fixed carbon fiber side guards;
3- Only available with full length armrest; Not available with swing away and desk length armrests; 4- Not available with attendant lock; 5- May have some restriction with seat-to-floor height and rear wheel

SIDE GUARDS (not available with Flip Back and "T" Armrest)								
SG01	<input type="checkbox"/>	Plastic side guards (removable)	Straight bracket - STD	Offset bracket ¹	PRODUCT IMPROVED	K0108		\$200
SG02	<input type="checkbox"/>	Carbon fiber side guards (fixed)						\$270
SG03	<input type="checkbox"/>	Carbon fiber side guards (removable)	Straight bracket - STD	Offset bracket ¹	PRODUCT IMPROVED	K0108		\$305
SG06	<input type="checkbox"/>	Plastic fender side guards (removable)	Straight bracket - STD	Offset bracket ¹				\$290
SG04	<input type="checkbox"/>	Carbon fiber fender side guards (removable)	Straight bracket - STD	Offset bracket ¹	PRODUCT IMPROVED	K0108		\$550
SG99	<input type="checkbox"/>	Omit side guard						STD
SIDE GUARDS OPTION								
SG07	<input type="checkbox"/>	Side guards clip (pair) ²						NC

1- only compatible with 0° camber; increase width by 1/2" per side for a total of 1"; 2- Not available with fixed carbon fiber side guard

POSITIONING BELT								
SB01-S	<input type="checkbox"/>	Velcro adjustable - Small 35" ¹					E0978	\$46
SB01-L	<input type="checkbox"/>	Velcro adjustable - Long 60"					E0978	\$46
SB02-S	<input type="checkbox"/>	Auto buckle - Small 35" ¹					E0978	\$87
SB02-M	<input type="checkbox"/>	Auto buckle - Medium 48"					E0978	\$87
SB02-L	<input type="checkbox"/>	Auto buckle - Long 60"					E0978	\$87
SB04-M	<input type="checkbox"/>	BodyPoint Hip Belt - 2 point not padded - Medium 56"					E0978	\$85
SB04-L	<input type="checkbox"/>	BodyPoint Hip Belt - 2 point not padded - Long 61"					E0978	\$85
SB05-S	<input type="checkbox"/>	BodyPoint Hip Belt - 2 point padded - Small 51"					E0978	\$180
SB05-M	<input type="checkbox"/>	BodyPoint Hip Belt - 2 point padded - Medium 56"					E0978	\$180
SB05-L	<input type="checkbox"/>	BodyPoint Hip Belt - 2 point padded - Long 61"					E0978	\$180
SB06-S	<input type="checkbox"/>	BodyPoint Hip Belt - 4 point padded - Small 51"					E0978	\$195
SB06-M	<input type="checkbox"/>	BodyPoint Hip Belt - 4 point padded - Medium 56"					E0978	\$195
SB06-L	<input type="checkbox"/>	BodyPoint Hip Belt - 4 point padded - Long 61"					E0978	\$195
SB03	<input type="checkbox"/>	Hardware attachment for 2 extra points (1 pair)						\$17
SB08-M	<input type="checkbox"/>	BodyPoint EVOFLEX® Positioning Belt Rehab latch and Band Clamps - Medium 18"					K0108	\$305
SB08-L	<input type="checkbox"/>	BodyPoint EVOFLEX® Positioning Belt Rehab latch and Band Clamps - Long 24"					K0108	\$305
SB99	<input type="checkbox"/>	Omit positioning belt						STD

1- Not recommended for seat width of 18" and more

HEADREST ¹								
AC01-S	<input type="checkbox"/>	Profiled Headrest - Small (3.5"X6")					E0955	\$185
AC01-M	<input type="checkbox"/>	Profiled Headrest - Medium (4.5"X7")					E0955	\$185
AC01-L	<input type="checkbox"/>	Profiled Headrest - Large (5.5"X8")					E0955	\$185
AC28	<input type="checkbox"/>	Headrest mounting hardware with removable non folding stabilizer bar					E1028	\$300

1- Only available with push handles - Not available with a stroller handle or a folding stabilizer bar

ACCESSORIES																							
AC03	<input type="checkbox"/>	Anti-tippers																			E0971	\$145	
AC29	<input type="checkbox"/>	Swing-away anti-tipper ¹	Left <input type="checkbox"/>	Right <input type="checkbox"/>																		\$190	
AC27	<input type="checkbox"/>	Tip assist ²																				\$67	
AC06	<input type="checkbox"/>	Cane and crutch holder	Left <input type="checkbox"/>	Right <input type="checkbox"/>																	E2207	\$200	
AC07	<input type="checkbox"/>	Oxygen tank holder ⁴ - D and E Type - installed on the left																			E2208	\$315	
AC08	<input type="checkbox"/>	Spoke guards ³	Available: 20", 22", 24", 26"																	K0065	\$118		
AC09	<input type="checkbox"/>	Footrest neoprene impact guard (pair) - Black																				K0108	\$92
AC10	<input type="checkbox"/>	Seat pouch																					\$82
AC30	<input type="checkbox"/>	Newton multi-purpose pouch																					\$61
AC26	<input type="checkbox"/>	BodyPoint Mobility Bag																					\$135
AC23	<input type="checkbox"/>	Newton Backpack																					\$130
AC12	<input type="checkbox"/>	Velcro Closing Strap																					\$57
AC13	<input type="checkbox"/>	Tool kit																					\$51
AC16	<input type="checkbox"/>	Motion Composites Polo Shirt	W/S <input type="checkbox"/>	W/M <input type="checkbox"/>	W/L <input type="checkbox"/>																		\$36
			M/S <input type="checkbox"/>	M/M <input type="checkbox"/>	M/L <input type="checkbox"/>	M/XL <input type="checkbox"/>	M/XXL <input type="checkbox"/>	M/XXXL <input type="checkbox"/>															
AC15	<input type="checkbox"/>	Military Patches	Army <input type="checkbox"/>	Navy <input type="checkbox"/>	Air Force <input type="checkbox"/>	Marines <input type="checkbox"/>	Coast Guard <input type="checkbox"/>																\$96
			Combat Wounded Purple Heart <input type="checkbox"/>	Space Force <input type="checkbox"/>	American Flag <input type="checkbox"/>																		

1- Must select the pair (left and right) with HD option; Only available with rear seat to floor height between 13 1/2" and 19 3/4"

2- Cannot be combined with Anti Tippers

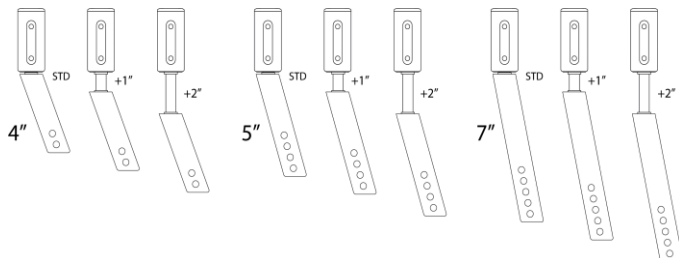
3- Not available with Mag wheels and Spinerly; 4- Not compatible with swing away armrest or amputee axle plate and WC-19 transit tie-down

Colors																						
Options ¹	Black	High Gloss Carbon Fiber	Sunkissed Orange	Burgundy	Sapphire Blue	Monster Green	Charcoal	Fuchsia	Steel Blue	Ferrari Red	Acid Green	Electric Purple	Caribbean Blue	White	Pink Pearl	Plum Purple	Sky Blue	Black Cherry	Khaki Green (matte)	Desert Sand (matte)		
	<input type="checkbox"/>	<input type="checkbox"/>	<input type="checkbox"/>	<input type="checkbox"/>	<input type="checkbox"/>	<input type="checkbox"/>	<input type="checkbox"/>	<input type="checkbox"/>	<input type="checkbox"/>	<input type="checkbox"/>	<input type="checkbox"/>	<input type="checkbox"/>	<input type="checkbox"/>	<input type="checkbox"/>	<input type="checkbox"/>	<input type="checkbox"/>	<input type="checkbox"/>	<input type="checkbox"/>	<input type="checkbox"/>	<input type="checkbox"/>	<input type="checkbox"/>	
AirGrip	<input type="checkbox"/>	\$110	<input type="checkbox"/>	<input type="checkbox"/>	<input type="checkbox"/>	<input type="checkbox"/>	<input type="checkbox"/>	<input type="checkbox"/>	<input type="checkbox"/>	<input type="checkbox"/>	<input type="checkbox"/>	<input type="checkbox"/>	<input type="checkbox"/>	<input type="checkbox"/>	<input type="checkbox"/>	<input type="checkbox"/>	<input type="checkbox"/>	<input type="checkbox"/>	<input type="checkbox"/>	<input type="checkbox"/>	<input type="checkbox"/>	\$265
Frame ²	<input type="checkbox"/>	<input type="checkbox"/>	<input type="checkbox"/>	<input type="checkbox"/>	<input type="checkbox"/>	<input type="checkbox"/>	<input type="checkbox"/>	<input type="checkbox"/>	<input type="checkbox"/>	<input type="checkbox"/>	<input type="checkbox"/>	<input type="checkbox"/>	<input type="checkbox"/>	<input type="checkbox"/>	<input type="checkbox"/>	<input type="checkbox"/>	<input type="checkbox"/>	<input type="checkbox"/>	<input type="checkbox"/>	<input type="checkbox"/>	<input type="checkbox"/>	NC
FC99	<input type="checkbox"/>	Custom Color	Specify PPG Paintit color:																	<i>Additional 10 days lead-time</i>	\$390	

1- Color representation may vary from one monitor to another. Therefore, the actual paint color on your wheelchair might differ slightly from what you see on your screen.; Finish between Airgrip and frame might be different;

2- Black color is replaced by the Carbon fiber finish with the C2 upgrade;

Fork and Stem bolt combinations



Vision Package Accents




Unilateral wheel lock restrictions

Seat depth: shall be 16 in and greater		
Rear wheel: shall be 24 in and less		
"T" or flip-back armrest only compatible with 0° Camber		
One arm drive: Not compatible with "T" or flip-back armrest		
"T" or flip-back armrest may require to move the rear wheels outwards		
Not compatible with wheel lock lever extension		
Rear wheel diameter	Seat depth (in)	COG Compatibility Range (in)
20 in	16+	1.5 to 3.75
	16	1.0 to 2.75
22 in	17	1.0 to 3.25
	18+	1.0 to 3.75
24 in	16	1.0 to 2.0
	17	1.0 to 2.75
	18+	1.0 to 3.75

Notes :

FOLDING ON CHAIR - USA ORDER FORM

BioFit™ CUSHION		WIDTH										
		12"	13"	14"	15"	16"	17"	18"	19"	20"	21"	22"
DEPTH	12"	\$445	\$445	\$445								
	14"	\$445	\$445	\$445								
	15"		\$445	\$445	\$445	\$445						
	16"		\$445	\$445	\$445	\$445	\$445					
	17"				\$445	\$445	\$445	\$445	\$480	\$480	\$480	\$480
	18"				\$445	\$445	\$445	\$445	\$480	\$480	\$480	\$480
	19"				\$445	\$445	\$445	\$445	\$480	\$480		
	20"				\$445	\$445	\$445	\$480	\$480	\$480	\$480	\$480
Option: Change cover for incontinent/infection control outer cover												N/C



NXCABF _____
(W" x D")

HCPCS CODE: E2607-E2608

SEATING AND CUSHION ACCESSORIES

	MODEL NO.	Description	Fits Back Width	\$	QTY
	RSSI 1600	Solid Seat Insert	Fits cushions 16" & 17" wide (40.6 & 43.2 cm) and 14"-18" deep (35.6-45.7 cm)	80	
	RSSI 1800	Solid Seat Insert	Fits cushions 18" & 19" wide (45.7 & 48.3 cm) and 14"-18" deep (35.6-45.7 cm)	80	
	RSSI 2000	Solid Seat Insert	Fits cushions 20"-22" wide (50.8-55.9 cm) and 18"-20" deep (45.7-50.8 cm)	80	

Optima™
THORACIC BACK SUPPORT
CARBON FIBER SHELL (WEIGHT SAVINGS - 1lb)
HCPCS CODE: E2620-E2621

Optima™ DEEP
THORACIC BACK SUPPORT
CARBON FIBER SHELL (WEIGHT SAVINGS - 1lb)
HCPCS CODE: E2620-E2621

THORACIC SHAPE

WIDTH	HEIGHT	MODEL # CARBON FIBER	\$ CARBON	MODEL # ALUMINUM	\$ ALUMINUM
14"	13"	NOCFACB1413	\$925	NOACB1413	\$695
14"	16"	NOCFACB1416	\$960	NOACB1416	\$695
15"	13"	NOCFACB1513	\$925	NOACB1513	\$695
15"	16"	NOCFACB1516	\$960	NOACB1516	\$695
16"	13"	NOCFACB1613	\$925	NOACB1613	\$695
16"	16"	NOCFACB1616	\$960	NOACB1616	\$695
16"	19"			NOACB1619	\$695
17"	13"	NOCFACB1713	\$925	NOACB1713	\$695
17"	16"	NOCFACB1716	\$960	NOACB1716	\$695
18"	13"	NOCFACB1813	\$925	NOACB1813	\$695
18"	16"	NOCFACB1816	\$960	NOACB1816	\$695
18"	19"			NOACB1819	\$695
19"	16"			NOACB1916	\$695
19"	19"			NOACB1919	\$695
20"	13"	NOCFACB2013	\$925	NOACB2013	\$695
20"	16"	NOCFACB2016	\$960	NOACB2016	\$695
20"	19"			NOACB2019	\$695
21"	16"			NOACB2116	\$745
21"	19"			NOACB2119	\$745
22"	13"			NOACB2213	\$745
22"	16"			NOACB2216	\$745
22"	19"			NOACB2219	\$745

WIDTH	HEIGHT	MODEL # CARBON FIBER	\$ CARBON	MODEL # ALUMINUM	\$ ALUMINUM
14"	13"	NOCFPCB1413	\$1015	NOPCB1413	\$695
14"	16"	NOCFPCB1416	\$1055	NOPCB1416	\$695
15"	13"	NOCFPCB1513	\$1015	NOPCB1513	\$695
15"	16"	NOCFPCB1516	\$1055	NOPCB1516	\$695
16"	13"	NOCFPCB1613	\$1015	NOPCB1613	\$695
16"	16"	NOCFPCB1616	\$1055	NOPCB1616	\$695
16"	19"			NOPCB1619	\$695
17"	13"	NOCFPCB1713	\$1015	NOPCB1713	\$695
17"	16"	NOCFPCB1716	\$1055	NOPCB1716	\$695
18"	13"	NOCFPCB1813	\$1015	NOPCB1813	\$695
18"	16"	NOCFPCB1816	\$1055	NOPCB1816	\$695
18"	19"			NOPCB1819	\$695
19"	16"			NOPCB1916	\$695
19"	19"			NOPCB1919	\$695
20"	13"	NOCFPCB2013	\$1015	NOPCB2013	\$695
20"	16"	NOCFPCB2016	\$1055	NOPCB2016	\$695
20"	19"			NOPCB2019	\$695
21"	16"			NOPCB2116	\$745
21"	19"			NOPCB2119	\$745
22"	13"			NOPCB2213	\$745
22"	16"			NOPCB2216	\$745
22"	19"			NOPCB2219	\$745

ITEM	WIDTH X DEPTH	\$	QTY
Replacement Cover & Foam	NOACC _____	130	

ITEM	WIDTH X DEPTH	\$	QTY
Replacement Cover & Foam	NOPCC _____	130	

PLEASE NOTE: Each back will fit widths up to 2" wider.

ALL PRICES QUOTED IN USD. PRICES ARE SUBJECT TO CHANGE WITHOUT NOTICE.

For additional NXT models, sizes and hardware not shown, please refer to the complete NXT Seating Order Form at www.motioncomposites.com

FOLDING ON CHAIR - USA ORDER FORM

Xtend™ LOW HEIGHT ADJUSTABLE THORACIC BACK SUPPORT

Xtend™ DEEP HEIGHT ADJUSTABLE THORACIC BACK SUPPORT

THORACIC SHAPE		xtend™	WIDTH	HEIGHT	✓	\$
	HCPCS CODE: E2620-E2621	**NHAACB (L)1213/17	12"	13"-17"		\$695
		NHAACB (L)1413/17	14"	13"-17"		\$695
		NHAACB (L)1613/17	16"	13"-17"		\$695
		NHAACB (L)1813/17	18"	13"-17"		\$745
		NHAACB (L)2013/17	20"	13"-17"		\$745
		NHAACB (L)2213/17	22"	13"-17"		\$745
ITEM	WIDTH X DEPTH	\$	QTY			
Replacement Cover & Foam	N3LHAACC _ _ _ _	130				

	xtend™ DEEP	WIDTH	HEIGHT	✓	\$
HCPCS CODE: E2620-E2621	NHAPCB1616/20	16"	16"-20"		\$695
	NHAPCB1816/20	18"	16"-20"		\$695
	NHAPCB2016/20	20"	16"-20"		\$695
	NHAPCB2216/20	22"	16"-20"		\$745
ITEM	WIDTH X DEPTH	\$	QTY		
Replacement Cover & Foam	N3HAPCC _ _ _ _	130			

PLEASE NOTE: Each back will fit widths up to 2" wider.

Classic™ PELVIC BACK SUPPORT

Classic™ DEEP PELVIC BACK SUPPORT

PELVIC SHAPE		Classic™	WIDTH	HEIGHT	✓	\$
	HCPCS CODE: E2620-E2621	NACB1616	16"-18"	16"		\$695
		NACB1618	16"-18"	18"		\$695
		NACB1816	18"-20"	16"		\$695
		NACB1818	18"-20"	18"		\$695
		NACB1820	18"-20"	20"		\$695
		NACB2020	20"-22"	20"		\$695
		NACB2216	22"-24"	16"		\$745
		NACB2218	22"-24"	18"		\$745
		NACB2220	22"-24"	20"		\$745
ITEM	WIDTH X DEPTH	\$	QTY			
Replacement Cover & Foam	NACC _ _ _ _	130				

	Classic DEEP™	WIDTH	HEIGHT	✓	\$
HCPCS CODE: E2620-E2621	NPCB1616	16"-18"	16"		\$695
	NPCB1618	16"-18"	18"		\$695
	NPCB1818	18"-20"	18"		\$695
	NPCB1820	18"-20"	20"		\$695
	NPCB2020	20"-22"	20"		\$695
	NPCB2216	22"-24"	16"		\$745
	NPCB2218	22"-24"	18"		\$745
	NPCB2220	22"-24"	20"		\$745
ITEM	WIDTH X DEPTH	\$	QTY		
Replacement Cover & Foam	NPCC _ _ _ _	130			

PLEASE NOTE: Each back will fit widths up to 2" wider.

BACK SUPPORT ACCESSORIES

	MODEL #	DESCRIPTION	FITS BACK WIDTH	\$	QTY
	Custom - Cover	Optional Infection Control Wipe Down Back Support Cover	Specify back model # when ordering	205	
	NIB-1938	Extra Small Privacy Flap for 11" - 13" wide back supports	11" - 13" (27.9 - 33.0)	70	
	NIB-1078	Small Privacy Flap for 14"-16" wide back supports	14" - 16" (35.6-40.6 cm)	70	
	NIB-1079	Medium Flap for 17"-19" wide back supports	17" - 19" (43.2-48.3 cm)	70	
	NIB-1080	Large Privacy Flap for 20"-22" wide back supports	20" - 22" (50.8-55.9 cm)	70	
	NIB-1081	Extra Large Privacy Flap for 23" - 26" wide back supports	23" - 26" (58.4 - 66.0 cm)	70	

MultiFit™ HEAD SUPPORT - MULTI-ADJUSTABLE PADS

MultiFit™ HEAD SUPPORT - FIXTURES

	HCPCS CODE: E0955
MODEL # NIB-0784	✓ \$
10" x 5" Large Rectangular	\$205

	HCPCS CODE: E0955
MODEL # NIB-0818	✓ \$
14" x 5" Extra-Large Rectangular	\$205

	HCPCS CODE: E0955
MODEL # NIB-0747	✓ \$
Multi-Axis Hardware	\$150


	HCPCS CODE: E0955
MODEL # NIB-0823	✓ \$
Head Support Receiver Bracket	\$60

ALL PRICES QUOTED IN USD. PRICES ARE SUBJECT TO CHANGE WITHOUT NOTICE.

For additional NXT models, sizes and hardware not shown, please refer to the complete NXT Seating Order Form at www.motioncomposites.com

EXTRA COVERS

Extra Outer smartx^{3D} Cover



Extra Outer Incontinent Cover



ITEM	WIDTH X DEPTH	\$	QTY
Extra Outer smartx ^{3D} Cover - For a cover up to 18" x 18"	__ __ x __ __	130	
Extra Outer smartx ^{3D} Cover - For a cover 18" x 20" and above	__ __ X __ __	150	
Extra Outer Incontinent Cover - For a cover up to 18" x 18"	__ __ X __ __	130	
Extra Outer Incontinent Cover - For a cover 18" x 20" and above	__ __ X __ __	150	