

EVO Program - Rigid
 ORDER FORM - INTERNATIONAL

1- Purchasing information

P.O. number:* _____ Date: _____

Company Name:* _____

Purchasing contact:* _____

Phone:* _____

Email:* _____

Contact preference:* Phone Email

Marked for: _____

2- Dealer/Representative information

Dealer/Representative:* _____

Phone:* _____

Email:* _____

Contact preference:* Phone Email

3- Shipping information

Ship to:* _____

Name: _____

Address: _____

City: _____ Province: _____

Postal Code: _____

Phone: _____

Original Serial or Purchase Order Number* : _____

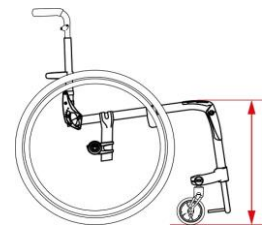
* Required

Taxes not included

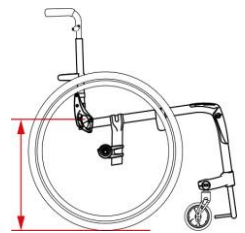
MODEL									
WC11	<input type="checkbox"/>	Aluminum frame	<i>Included based on original configuration : frame, open loop or tube and clamps, footplate (only if width or front taper change), receivers and clamps for accessories requiring special tools (push to lock, side guard, armrest, anti-tippers), STD slip-on (only if width change), rigidizer, camber bushing, WC-19.</i>						\$1,560
WC21	<input type="checkbox"/>	Carbon fiber frame (High Gloss Carbon Fiber)							
SEAT WIDTH									
SW	<input type="checkbox"/>	Original configuration <input type="checkbox"/>	12" <input type="checkbox"/>	13" <input type="checkbox"/>	14" <input type="checkbox"/>	15" <input type="checkbox"/>			NC
		16" <input type="checkbox"/>	17" <input type="checkbox"/>	18" <input type="checkbox"/>	19" <input type="checkbox"/>	20" <input type="checkbox"/>			
SEAT DEPTH									
SD	<input type="checkbox"/>	Original configuration <input type="checkbox"/>	12" <input type="checkbox"/>	13" <input type="checkbox"/>	14" <input type="checkbox"/>	15" <input type="checkbox"/>			NC
		16" <input type="checkbox"/>	17" <input type="checkbox"/>	18" <input type="checkbox"/>	19" <input type="checkbox"/>	20" <input type="checkbox"/>			
FRAME LENGTH									
	<input type="checkbox"/>	Original configuration							STD
SP01	<input type="checkbox"/>	Standard frame length configuration ¹							NC
SP02	<input type="checkbox"/>	Frame length 1" longer than standard configuration							NC
SP03	<input type="checkbox"/>	Frame length 2" longer than standard configuration							NC
SP04	<input type="checkbox"/>	Frame length 1" shorter than standard configuration							NC
SP05	<input type="checkbox"/>	Frame length 2" shorter than standard configuration							NC
TIE-DOWN									
AC05-S	<input type="checkbox"/>	WC-19 Transit Tie Down w/Q'straint belt ²	Short belt 20"-41"						\$385
AC05-L	<input type="checkbox"/>	WC-19 Transit Tie Down w/Q'straint belt ²	Long belt 20"-46"						\$385
AC35	<input type="checkbox"/>	WC-19 Transit Tie Down without belt ²							\$354

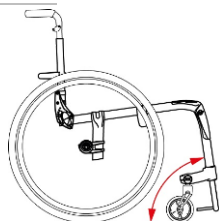
1- Distance of 4.37" from end of seat upholstery to bend; 2- If WC-19 is installed in the original configuration, will be installed with no additional fees.

FRONT Seat-to-floor height		
Caster sizes	Height available +/- 1/4"	
<input type="checkbox"/> Original configuration	Use original configuration	
<input type="checkbox"/> 3" Caster	14" to 21"	
<input type="checkbox"/> 4" Caster	14.5" to 21"	
<input type="checkbox"/> 5" Caster	15.5" to 21"	
<input type="checkbox"/> 6" Caster	16.5" to 21" (N/A with 90° front frame)	
		Specify desired height: _____ (inches)



REAR Seat-to-floor height		
Wheel sizes	Height available +/- 1/4"	
<input type="checkbox"/> Original configuration	Use original configuration	
<input type="checkbox"/> 20" (451) wheel	14" to 17.5"	
<input type="checkbox"/> 22" (501) wheel	14" to 18.5"	
<input type="checkbox"/> 24" (540) wheel	15" to 19.5"	
<input type="checkbox"/> 25" (559) wheel	15.5" to 20"	
<input type="checkbox"/> 26" (590) wheel	16" to 20"	
		Specify desired height: _____ (inches)

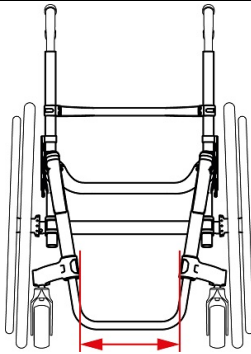


FRONT FRAME ANGLE					
	<input type="checkbox"/>	Original configuration			STD
FA70	<input type="checkbox"/>	70° Front frame angle			NC
FA75	<input type="checkbox"/>	75° Front frame angle			NC
FA80	<input type="checkbox"/>	80° Front frame angle			NC
FA85	<input type="checkbox"/>	85° Front frame angle			NC
FA90	<input type="checkbox"/>	90° Front frame angle			NC

Seat upholstery to footplate length	
12" to 19" without high mount 7" to 13" with high mount	Specify desired length: _____ (inches) <i>Required</i>



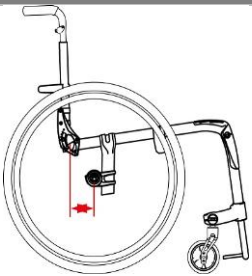
Footrest width / Taper selection				
Seat Width	Straight	1" Taper	2" Taper	
Outside Measurement	2 ½" Narrower than Seat Width	4 ½" Narrower than Seat Width	6 ½" Narrower than Seat Width	
12"	9.5"	7.5"		
13"	10.5"	8.5"		
14"	11.5"	9.5"		
15"	12.5"	10.5"		
16"	13.5"	11.5"	9.5"	
17"	14.5"	12.5"	10.5"	
18"	15.5"	13.5"	11.5"	
19"	16.5"	14.5"	12.5"	
20"	17.5"	15.5"	13.5"	



Note: higher than 20" Front STFH will reduce the footrest width up to 1" with a 2" taper

REAR WHEEL CAMBER					
CM00	<input type="checkbox"/>	Original configuration			STD
CM02	<input type="checkbox"/>	2° camber			NC
CM04	<input type="checkbox"/>	4° camber			NC
CM06	<input type="checkbox"/>	6° camber			NC

CENTER OF GRAVITY	
Specify the position of rear wheel axle plate: Measure distance from front of back post to center of axle receiver.	
0 - 6" range	Set At: _____ (inches)
<p><i>If not indicated, default setting is at 2.5"</i> Motion Composites will select the closest possible center of gravity (COG) if an issue arises with the COG</p>	



By checking this box and submitting this EVO program order form, you confirm your agreement and commitment to take necessary actions to apply the terms and conditions, and communicate the EVO program terms and conditions to the user.
https://www.motioncomposites.com/fr_ca/terms-and-conditions?from_store=en_us

NOTE: IF ANY OF THE ABOVE IS not SPECIFIED, ORIGINAL CONFIGURATION WILL BE USED.

Now is the time to change!

Any custom parts or colored camber tube from the previous configuration, will need to be reordered.

This is a great time to order new options and accessories, write them in below

Please refer to the parts list for pricing: https://www.motioncomposites.com/en_intl/support-and-education/for-professionals/tools-and-forms/parts-price-lists