


AWARD HARDING 2010
INNOVATIVE 2013
PRODUCT 2014
 2016


P.O. number:* _____ Date: _____

Company Name:* _____ Phone:* _____

Purchasing contact:* _____

Clinician/Sales rep/ATP: _____

Email: _____

Marked for: _____

Ship to:* _____

Name: _____

Address: _____

City: _____ State: _____

Postal Code: _____

Phone: _____

* Required MA042 English Manual (STD) MA049 Spanish Manual Taxes not included

MODEL			USD			
1	WC11	Ultralight Aluminum APEX Rigid Wheelchair (265 lb weight limit)	Tripple-butted aluminum frame / Aluminum back canes and back rigidizer / Aluminum seat rigidizer / Ultralight carbon fiber camber tube and rear frame rigidizer	K0005	\$2 595	<input type="checkbox"/>
2	WC21	Apex Carbon fiber frame upgrade (High Gloss Carbon Fiber)	Ultralight carbon fiber frame, back canes, back rigidizer, seat rigidizer, camber tube and rear frame rigidizer.		\$1 700	<input type="checkbox"/>

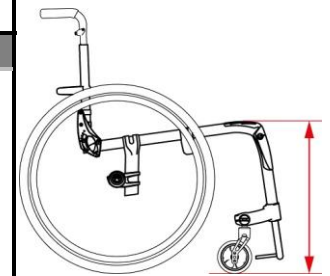
SEAT WIDTH					
3	SW	Seat width: 12" <input type="checkbox"/> 13" <input type="checkbox"/> 14" <input type="checkbox"/> 15" <input type="checkbox"/> 16" <input type="checkbox"/> 17" <input type="checkbox"/> 18" <input type="checkbox"/>		NC	<input type="checkbox"/>
4	SW	Seat width: 19" <input type="checkbox"/> 20" <input type="checkbox"/>	E2201	\$495	<input type="checkbox"/>

SEAT DEPTH					
5	SD	Seat depth: 12" <input type="checkbox"/> 13" <input type="checkbox"/> 14" <input type="checkbox"/> 15" <input type="checkbox"/> 16" <input type="checkbox"/> 17" <input type="checkbox"/> 18" <input type="checkbox"/> 19" <input type="checkbox"/>		NC	<input type="checkbox"/>
6	SD	Seat depth: 20" <input type="checkbox"/>	E2203	\$475	<input type="checkbox"/>

FRAME LENGTH					
7	SP01	Standard frame length configuration ¹		STD	<input type="checkbox"/>
8	SP02	Frame length 1" longer than standard configuration		NC	<input type="checkbox"/>
9	SP03	Frame length 2" longer than standard configuration		NC	<input type="checkbox"/>
10	SP04	Frame length 1" shorter than standard configuration		NC	<input type="checkbox"/>
11	SP05	Frame length 2" shorter than standard configuration		NC	<input type="checkbox"/>

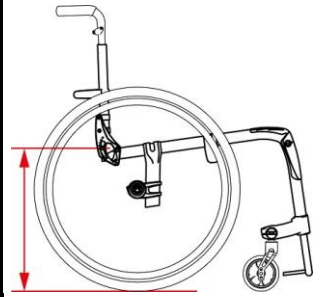
1- Distance of 4.37" from seat end to bend

FRONT Seat-to-floor height		
Caster sizes	Height available +/- 1/4"	Specify desired height: _____ (inches)
3" Caster	14" to 21"	
4" Caster	14.5" to 21"	
5" Caster	15.5" to 21"	
6" Caster	16.5" to 21" (N/A with 90° front frame)	



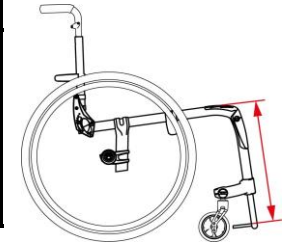
CASTERS										
12	CA01	Composite wheel w/ PU tire (1" width)	3" <input type="checkbox"/>	4" <input type="checkbox"/>	5" <input type="checkbox"/>	6" <input type="checkbox"/>				
13	CA10	Pneumatic casters 6" x 1 1/4"					E2214/E2215	\$160	<input type="checkbox"/>	
14	CA14	Newton UltraCaster Soft-Roll Composite	4" x 1 1/2"						\$80	<input type="checkbox"/>
15	CA15		5" x 1 1/2"						\$80	<input type="checkbox"/>
16	CA16		6" x 1 1/2"						\$80	<input type="checkbox"/>
17	CA17		4" x 1 1/2"						\$175	<input type="checkbox"/>
18	CA18		Newton UltraCaster Soft-Roll Aluminum	5" x 1 1/2"						\$185
19	CA19	6" x 1 1/2"						\$195	<input type="checkbox"/>	
CASTER OPTIONS										
20	CA13	Carbon fiber Frog Legs suspension forks					E1015	\$475	<input type="checkbox"/>	

REAR Seat-to-floor height		
Wheel sizes	Height available +/- 1/4"	
20" (451) wheel <input type="checkbox"/>	14" to 17.5"	Specify desired height: _____ (inches)
22" (501) wheel <input type="checkbox"/>	14" to 18.5"	
24" (540) wheel <input type="checkbox"/>	15" to 19.5"	
25" (559) wheel <input type="checkbox"/>	15.5" to 20"	
26" (590) wheel <input type="checkbox"/>	16" to 20"	



FRONT FRAME ANGLE						
21	FA70	70° Front frame angle			NC	<input type="checkbox"/>
22	FA75	75° Front frame angle			NC	<input type="checkbox"/>
23	FA80	80° Front frame angle			NC	<input type="checkbox"/>
24	FA85	85° Front frame angle			NC	<input type="checkbox"/>
25	FA90	90° Front frame angle			NC	<input type="checkbox"/>

Seat upholstery to footplate length	
12" to 19" without high mount	Specify desired length: _____ (inches) <i>Required</i>
7" to 13" with high mount ¹	



1- Choose high mount in the footplates section

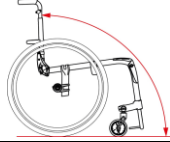
Footrest width / Taper selection					
Seat Width	Straight	1" Taper	2" Taper		
Outside Measurement	2 1/2" Narrower than Seat Width	4 1/2" Narrower than Seat Width	6 1/2" Narrower than Seat Width		
12"	9.5"	7.5"			
13"	10.5"	8.5"			
14"	11.5"	9.5"			
15"	12.5"	10.5"			
16"	13.5"	11.5"	9.5"		
17"	14.5"	12.5"	10.5"		
18"	15.5"	13.5"	11.5"		
19"	16.5"	14.5"	12.5"		
20"	17.5"	15.5"	13.5"		

Note: higher than 20" Front STFH will reduce the footrest width up to 1" with a 2" taper

FOOTPLATES					
26	FP12	Tubular open loop ¹		STD	<input type="checkbox"/>
27	FP13	Tubular with ABS cover	K0040	NC	<input type="checkbox"/>
28	FP31	Adjustable angle - Aluminum (<i>one piece</i>)	K0040	\$95	<input type="checkbox"/>
29	FP32	Newton adjustable angle - Carbon fiber (<i>one piece with rubber inserts</i>)	K0040	\$175	<input type="checkbox"/>
30	FP14	Flip back, adjustable angle aluminum	K0040	\$195	<input type="checkbox"/>
31	FP15	Flip back, adjustable angle carbon fiber	K0040	\$275	<input type="checkbox"/>
32	FR25	High mount with adjustable angle footplate (<i>Aluminum - one piece</i>)		165 \$	<input type="checkbox"/>
33	FR26	High mount with adjustable angle footplate (<i>Carbon fiber with rubber inserts - one piece</i>)		235 \$	<input type="checkbox"/>
FOOTPLATES ACCESSORIES					
34	FP16	2" riser (<i>only available with aluminum angle adjustable footplate</i>) ²	K0040	\$70	<input type="checkbox"/>
35	FP09	Calf strap	K0038	\$35	<input type="checkbox"/>
36	FP30	Bodypoint Aeromesh Padded calf strap		\$115	<input type="checkbox"/>

1 - Available on: all straight frames; 1" taper with seat width of 14" and greater; 2" taper with seat width of 16" and greater

2 - Not available with high mount

Backrest													
FOLD DOWN BACKREST													
37	BC20	Locking backrest		STD	<input type="checkbox"/>								
38	BC21	Ultralight non locking backrest (not locking in upright and down position)		\$95	<input type="checkbox"/>								
FIXED HEIGHT, ADJUSTABLE ANGLE FOLD DOWN BACKREST (NO PUSH HANDLE)													
39	BC	Fixed height without push handle	(30) 9" <input type="checkbox"/>	(31) 9.5" <input type="checkbox"/>	(32) 10" <input type="checkbox"/>	(33) 10.5" <input type="checkbox"/>	(34) 11" <input type="checkbox"/>	NC	<input type="checkbox"/>				
		(35) 11.5" <input type="checkbox"/>	(36) 12" <input type="checkbox"/>	(37) 12.5" <input type="checkbox"/>	(38) 13" <input type="checkbox"/>	(39) 13.5" <input type="checkbox"/>	(40) 14" <input type="checkbox"/>			(41) 14.5" <input type="checkbox"/>			
		(42) 15" <input type="checkbox"/>	(43) 15.5" <input type="checkbox"/>	(44) 16" <input type="checkbox"/>	(45) 16.5" <input type="checkbox"/>	(46) 17" <input type="checkbox"/>	(47) 17.5" <input type="checkbox"/>			(48) 18" <input type="checkbox"/>			
		(49) 18.5" <input type="checkbox"/>	(50) 19" <input type="checkbox"/>	(51) 19.5" <input type="checkbox"/>	(52) 20" <input type="checkbox"/>	(53) 20.5" <input type="checkbox"/>	(54) 21" <input type="checkbox"/>						
HEIGHT AND ANGLE ADJUSTABLE FOLD DOWN BACKREST WITH PUSH HANDLE OPTIONS													
40	BC	Straight back canes	(22) 9 - 12" <input type="checkbox"/>	(23) 12 - 15" <input type="checkbox"/>	(24) 15 - 18" <input type="checkbox"/>	(25) 18 - 21" <input type="checkbox"/>		NC	<input type="checkbox"/>				
Set height to: *		(in increments of 1/2", measured from seat sling to top of back upholstery) * If not indicated, default height setting is at the lowest position											
41		Select back cane angle: ¹	101° <input type="checkbox"/>	99° <input type="checkbox"/>	96° <input type="checkbox"/>	93° ¹ <input type="checkbox"/>	90° <input type="checkbox"/>	87° <input type="checkbox"/>	83° <input type="checkbox"/>	80° <input type="checkbox"/>		STD	<input type="checkbox"/>

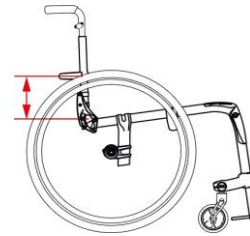
1 - If not indicated default angle setting is at 93°

PUSH HANDLE OPTIONS					
42	PH01	Push handles		STD	<input type="checkbox"/>
43	PH05	Fold down push handles ¹		\$120	<input type="checkbox"/>
44	PH06	Clamp on height adjustable push handle ^{1,2}	9 - 20" STD <input type="checkbox"/>	9-23" <input type="checkbox"/>	\$300 <input type="checkbox"/>
45	PH02	Omit push handles		NC	<input type="checkbox"/>

1- 265 pounds weight limit

2 - Not compatible with swing away armrests;

BACKRESTS OPTIONS					
46	BC56	Depth adjustable back (<i>provides 3" of depth adjustment</i>) ^{2,3}		\$180	<input type="checkbox"/>
47	BC57	Standard 3 inch deep rigidizer bar		STD	<input type="checkbox"/>
48	BC55	Four inch deep Aluminum rigidizer bar ¹		NC	<input type="checkbox"/>
49	BC88	Custom height rigidizer bar set at _____ (inches) Measured from the top of the seat sling to the center of the rigidizer - standard height is 5,7" Lowest position is 4,25"		\$125	<input type="checkbox"/>



1- Only available with seat width of 14" and more

2- Not available with seat depths of 18" and more

3- Not available with WC-19

BACK UPHOLSTERY								
50	BH03	Slip-on Syntech-Suede back upholstery					STD	<input type="checkbox"/>
51	BH04	Adjustable tension Syntech-Suede back upholstery				E2611	\$300	<input type="checkbox"/>
52	BH99	Omit Back upholstery					NC	<input type="checkbox"/>

SEAT CUSHION								
53	SC01	2" Cushion				E2601	\$165	<input type="checkbox"/>
54	SC02	3" Cushion				E2601	\$185	<input type="checkbox"/>
55	SC99	Omit seat cushion					STD	<input type="checkbox"/>

Rear wheels													
REAR WHEELS													
56	RW01	Mag ¹	20" <input type="checkbox"/>	22" <input type="checkbox"/>	24" <input type="checkbox"/>					\$50	<input type="checkbox"/>		
57	RW02	Newton One - spoke wheel ²	20" <input type="checkbox"/>	22" <input type="checkbox"/>	24" <input type="checkbox"/>					STD	<input type="checkbox"/>		
58	RW03	Newton Gravity - ultralight wheel	20" <input type="checkbox"/>	22" <input type="checkbox"/>	24" <input type="checkbox"/>	25" <input type="checkbox"/>	26" <input type="checkbox"/>			\$300	<input type="checkbox"/>		
59	RW04	Spinergy Spox		22" <input type="checkbox"/>	24" <input type="checkbox"/>	25" <input type="checkbox"/>	26" <input type="checkbox"/>			\$795	<input type="checkbox"/>		
60		Spinergy Spox spokes colors ³	Blk <input type="checkbox"/>	Wht <input type="checkbox"/>	Blue <input type="checkbox"/>	Red <input type="checkbox"/>	Yel <input type="checkbox"/>			NC	<input type="checkbox"/>		
61	RW05	Spinergy LX		22" <input type="checkbox"/>	24" <input type="checkbox"/>	25" <input type="checkbox"/>	26" <input type="checkbox"/>			\$995	<input type="checkbox"/>		
62		Spinergy LX spokes colors ³	Blk <input type="checkbox"/>	Pur <input type="checkbox"/>	Wht <input type="checkbox"/>	Blue <input type="checkbox"/>	Red <input type="checkbox"/>	Yel <input type="checkbox"/>	Pink <input type="checkbox"/>	Grn <input type="checkbox"/>	Org <input type="checkbox"/>	NC	<input type="checkbox"/>
63	RW07	Spinergy CLX Carbon Blade ²			24" <input type="checkbox"/>	25" <input type="checkbox"/>				\$1 480	<input type="checkbox"/>		
64		Spinergy CLX spokes colors ³	Blk <input type="checkbox"/>	Pur <input type="checkbox"/>	Wht <input type="checkbox"/>	Blue <input type="checkbox"/>	Red <input type="checkbox"/>	Yel <input type="checkbox"/>	Pink <input type="checkbox"/>	Grn <input type="checkbox"/>	Org <input type="checkbox"/>	NC	<input type="checkbox"/>
TIRES										Available			
65	TI01	Soft Urethane 1 1/4 "				20", 22" 24"				E2218	NC	<input type="checkbox"/>	
66	TI02	Soft Urethane knobby 1 3/8"				22", 24", 25", 26"				E2218	\$95	<input type="checkbox"/>	
67	TI04	Soft Urethane - Shox 1"				22", 24", 25", 26"				E2218	\$115	<input type="checkbox"/>	
68	TI05	Pneumatic 1 3/8 "				20", 22", 24", 25", 26"				E2211/E2212	STD	<input type="checkbox"/>	
69	TI08	Pneumatic with Airless insert 1 3/8" ⁴				22", 24", 26"				E2211/E2213	\$80	<input type="checkbox"/>	
70	TI06	Pneumatic HP - 1"				20", 22", 24", 25", 26"				E2211/E2212	\$95	<input type="checkbox"/>	
71	TI07	Pneumatic HP - Schwalbe Marathon Plus 1"				24", 25", 26"				E2211/E2212	\$125	<input type="checkbox"/>	

1 - Not compatible with HP tires ; Only available with aluminum or plastic coated handrim in standard position

2- Not compatible with Shox tires

3 - Colour spokes require an additionnal 10 days lead-time

4- Only available with Mag, Newton One and Newton Gravity rear wheels

Handrims											
HANDRIMS											
72	HR01	Aluminum anodized								STD	<input type="checkbox"/>
73	HR61	Black aluminum hard anodized ^{1,3}							New	\$60	<input type="checkbox"/>
74	HR02	Plastic coated ²								\$95	<input type="checkbox"/>
75	HR03	Q-Grip High friction Neoprene coated ^{2,3,4}								\$350	<input type="checkbox"/>
76	HR07	Newton Air Grip ³	Black <input type="checkbox"/>							\$95	<input type="checkbox"/>
77	HR	Newton Air Grip ³	(08) Sunkissed Orange <input type="checkbox"/>	(09) Burgundy <input type="checkbox"/>	(10) Sapphire Blue <input type="checkbox"/>	(11) Monster Green <input type="checkbox"/>	(12) Charcoal <input type="checkbox"/>	(13) Fuchsia <input type="checkbox"/>	(14) Steel Blue <input type="checkbox"/>	\$240	<input type="checkbox"/>
			(15) Ferrari Red <input type="checkbox"/>	(16) Acid Green <input type="checkbox"/>	(17) White <input type="checkbox"/>	(18) Sky Blue <input type="checkbox"/>					
78	HR28	Surge ^{2,3,4}	(1-1/2" Oval handrim w/ Gripton high friction strip)							\$375	<input type="checkbox"/>
79	HR05	Surge LT ^{2,3,4}	(1-1/8" Oval handrim w/ Gripton high friction strip)							\$405	<input type="checkbox"/>
80	HR04	Natural Fit ^{2,3,4}								\$310	<input type="checkbox"/>
81	HR99	Omit handrim								NC	<input type="checkbox"/>

1 - Not available in 26"

2 - Only standard handrim position available

3 - Not available with Mag wheels

4 - Not available in 20"

Handrims option											
Assembly position for aluminum and Newton AirGrip handrims											
82	HR29	Standard Handrim position				Full tab				STD	<input type="checkbox"/>
83	HR30	Narrow Handrim position				Short tab 2 positions				\$25	<input type="checkbox"/>
84	HR31	Super Narrow Handrim				Short tab 2 positions STD <input type="checkbox"/>		Short tab 1 position <input type="checkbox"/>		\$25	<input type="checkbox"/>
Thumb piece ⁴ selection for Natural Fit handrims											
85	HR23	Standard grip								\$85	<input type="checkbox"/>
86	HR27	Super grip								\$140	<input type="checkbox"/>
87	HR099	Omit thumb piece								NC	<input type="checkbox"/>

4- Compatible with Surge, Surge LT handrims

AXLES					
88	AX01	Quick release axle		STD	<input type="checkbox"/>
89	AX03	Quad release axle	K0108	\$125	<input type="checkbox"/>
REAR WHEEL CAMBER					
90	CM00	0° camber		STD	<input type="checkbox"/>
91	CM02	2° camber		NC	<input type="checkbox"/>
92	CM04	4° camber		NC	<input type="checkbox"/>
93	CM06	6° camber		NC	<input type="checkbox"/>
94	CM08	8° camber		NC	<input type="checkbox"/>

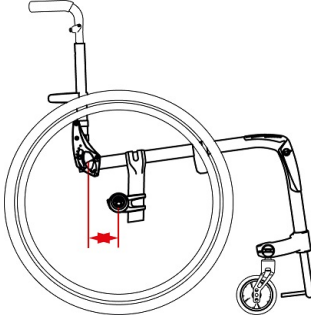
CENTER OF GRAVITY

Specify the position of rear wheel axle plate: _____
 Measure distance from front of back post to center of axle receiver.

<i>0 - 6" range</i>	Set At: _____ (inches)
---------------------	-------------------------------

If not indicated, default setting is at 2.5"

If a configuration issue arises due to the choice of the Center Of Gravity (COG) Motion Composites reserves the right to reduce or increase the COG to the closest position.



WHEEL LOCK					
95	WL08	Newton wheel lock - push to lock		STD	<input type="checkbox"/>
96	WL04	Newton grade aid push to lock (suggested with pneumatic or high pressure tire)	E0974	\$150	<input type="checkbox"/>
97	WL13 WL14	6" removable extension handle	E0961	\$75	<input type="checkbox"/>
98	WL05	Scissor lock		\$140	<input type="checkbox"/>
99	WL99	Omit wheel locks		NC	<input type="checkbox"/>

Armrests					
"T" ARMREST ¹		Height Adjustment			
100	AR03	10" Desk Length	8 - 12" STD <input type="checkbox"/>	10 - 14" <input type="checkbox"/>	E0973 \$325 <input type="checkbox"/>
101	AR04	14" Full Length	8 - 12" STD <input type="checkbox"/>	10 - 14" <input type="checkbox"/>	E0973 \$325 <input type="checkbox"/>
SWING AWAY ARMREST ²		Height Adjustment			
102	AR05	Tubular arm pad	8 - 11"		E0973 \$225 <input type="checkbox"/>
103	AR06	10" Desk length arm pad	8 - 11"		E0973 \$225 <input type="checkbox"/>
104	AR99	Omit armrest			NC <input type="checkbox"/>

1 - May have a 1/2" adjustment restriction on both limits of the range 2 - not available with the Ultralight non-locking backrest

SIDE GUARDS (not available with "T" Armrest)				
105	SG01	Plastic side guards (removable)	K0108	\$195 <input type="checkbox"/>
106	SG03	Carbon fiber side guards (removable)	K0108	\$290 <input type="checkbox"/>
107	SG06	Plastic fender side guards (removable) ¹	WAMV	\$270 <input type="checkbox"/>
108	SG04	Carbon fiber fender side guards (removable)	K0108	\$540 <input type="checkbox"/>
109	SG99	Omit side guards		NC <input type="checkbox"/>
SIDE GUARDS OPTION				
110	SG07	Side guard clip (pair)		NC <input type="checkbox"/>

1 - Not compatible with 20" and 22" rear wheels

POSITIONING BELT					
111	SB01	Velcro adjustable	Standard 35" <input type="checkbox"/>	Long 60" <input type="checkbox"/>	E0978 \$45 <input type="checkbox"/>
112	SB02	Auto buckle	Standard 35" <input type="checkbox"/>	Long 60" <input type="checkbox"/>	E0978 \$85 <input type="checkbox"/>
113	SB07	Hardware attachment for 2 point seatbelt (pair)			NC <input type="checkbox"/>
114	SB03	Additional hardware for 2 extra attachment points (needed for the 4 point seat belt) (pair)			\$15 <input type="checkbox"/>
115	SB04	BodyPoint Hip Belt - 2 point non padded		Medium 56" <input type="checkbox"/> Long 61" <input type="checkbox"/>	E0978 \$80 <input type="checkbox"/>
116	SB05	BodyPoint Hip Belt - 2 point padded	Small 51" <input type="checkbox"/>	Medium 56" <input type="checkbox"/> Long 61" <input type="checkbox"/>	E0978 \$170 <input type="checkbox"/>
117	SB06	BodyPoint Hip Belt - 4 point padded	Small 51" <input type="checkbox"/>	Medium 56" <input type="checkbox"/> Long 61" <input type="checkbox"/>	E0978 \$190 <input type="checkbox"/>
118	SB08	BodyPoint EVOFLEX® Positioning Belt Rehab latch and Band Clamps		Medium 18" <input type="checkbox"/> Long 24" <input type="checkbox"/>	E0978 \$285 <input type="checkbox"/>
119	SB99	Omit positioning belt			STD <input type="checkbox"/>

ACCESSORIES												
120	AC03	Anti-tippers								E0971	\$140	<input type="checkbox"/>
121	AC05	WC-19 Transit Tie Down w/Q'straint belt ¹			Short belt 20-41" <input type="checkbox"/>				Long belt 20-46" <input type="checkbox"/>		\$320	<input type="checkbox"/>
122	AC08	Spoke guards ²	Available: 20", 22", 24", 26"							K0065	\$115	<input type="checkbox"/>
123	AC10	Seat pouch									\$75	<input type="checkbox"/>
124	AC30	Newton sanitizing multi-purpose pouch								New	\$58	<input type="checkbox"/>
125	AC26	BodyPoint Mobility Bag									\$125	<input type="checkbox"/>
126	AC23	Newton Backpack									\$120	<input type="checkbox"/>
127	AC13	Tool kit									\$45	<input type="checkbox"/>
128	AC16	Motion Composites Polo Shirt	W/S <input type="checkbox"/>	W/M <input type="checkbox"/>	W/L <input type="checkbox"/>						\$32	<input type="checkbox"/>
			M/S <input type="checkbox"/>	M/M <input type="checkbox"/>	M/L <input type="checkbox"/>	M/XL <input type="checkbox"/>	M/XXL <input type="checkbox"/>	M/XXXL <input type="checkbox"/>	M/XXXXL <input type="checkbox"/>			
129	AC15	Military Patches	Army <input type="checkbox"/>	Navy <input type="checkbox"/>	Air Force <input type="checkbox"/>	Marines <input type="checkbox"/>	Coast Guard <input type="checkbox"/>				\$90	<input type="checkbox"/>
130	AC15	Combat Wounded Purple Heart Patch									\$90	<input type="checkbox"/>

1 - May interfere with the swing away armrest and the clamp on height adjustable push handle

2 - Not available with Mag wheels and Spinergy


COLOR												
131	FC	Highlight color:	(10) Ferrari Red <input type="checkbox"/>	(11) White <input type="checkbox"/>	(12) Black <input type="checkbox"/>	(13) Sunkissed Orange <input type="checkbox"/>					NC	<input type="checkbox"/>
			(14) Sky Blue <input type="checkbox"/>	(15) Fuchsia <input type="checkbox"/>	(16) Acid Green <input type="checkbox"/>							

										Total		
--	--	--	--	--	--	--	--	--	--	--------------	--	--


Notes :



BioFit™ CUSHION

 BioFit™ HCPCS CODE: E2607-E2608	MODEL #	Fits Width	Depth	\$	✓	MODEL #	Fits Width	Depth	\$	✓
	NXCABF1616	15"-16"	16"	425		NXCABF2016	19" - 20"	16"	425	
	NXCABF1618	15"-16"	18"	425		NXCABF2018	19" - 20"	18"	425	
	NXCABF1620	15"-16"	20"	425		NXCABF2020	19" - 20"	20"	455	
	NXCABF1816	17"-18"	16"	425		NXCABF2216	21" - 22"	16"	455	
	NXCABF1818	17"-18"	18"	425		NXCABF2218	21" - 22"	18"	455	
	NXCABF1820	17"-18"	20"	425		NXCABF2220	21" - 22"	20"	455	


THORACIC SHAPE



Optima™
THORACIC BACK SUPPORT

CARBON FIBRE SHELL (WEIGHT SAVINGS – 1lb)
HCPCS CODE: E2620-E2621

Model # Carbon Fibre	Model # Aluminum	Fits Width	Height	\$ Carbon	✓	\$ Aluminum	✓
	NOACB1307	13"-15"	7"			690	
	NOACB1309	13"-15"	9"			690	
	NOACB1313	13"-15"	13"			660	
	NOACB1316	13"-15"	16"			660	
	NOACB1407	14"-16"	7"			660	
NOCFACB1409	NOACB1409	14"-16"	9"	870		660	
NOCFACB1413	NOACB1413	14"-16"	13"	900		660	
NOCFACB1416	NOACB1416	14"-16"	16"	930		660	
	NOACB1507	15"-17"	7"			660	
NOCFACB1509	NOACB1509	15"-17"	9"	870		660	
NOCFACB1513	NOACB1513	15"-17"	13"	900		660	
NOCFACB1516	NOACB1516	15"-17"	16"	930		660	
	NOACB1607	16"-18"	7"			660	
NOCFACB1609	NOACB1609	16"-18"	9"	870		660	
NOCFACB1613	NOACB1613	16"-18"	13"	900		660	
NOCFACB1616	NOACB1616	16"-18"	16"	930		660	
	NOACB1707	17"-19"	7"			660	
NOCFACB1709	NOACB1709	17"-19"	9"	870		660	
NOCFACB1713	NOACB1713	17"-19"	13"	900		660	
NOCFACB1716	NOACB1716	17"-19"	16"	930		660	
	NOACB1807	18"-20"	7"			660	
NOCFACB1809	NOACB1809	18"-20"	9"	870		660	
NOCFACB1813	NOACB1813	18"-20"	13"	900		660	
NOCFACB1816	NOACB1816	18"-20"	16"	930		660	
	NOACB2007	20"-22"	7"			660	
NOCFACB2009	NOACB2009	20"-22"	9"	870		660	
NOCFACB2013	NOACB2013	20"-22"	13"	900		660	
NOCFACB2016	NOACB2016	20"-22"	16"	930		660	



Optima™ DEEP
THORACIC BACK SUPPORT

CARBON FIBRE SHELL (WEIGHT SAVINGS – 1lb)
HCPCS CODE: E2620-E2621

Model # Carbon Fibre	Model # Aluminum	Fits Width	Height	\$ Carbon	✓	\$ Aluminum	✓
	NOPCB1307	13"-15"	7"			660	
	NOPCB1309	13"-15"	9"			660	
	NOPCB1313	13"-15"	13"			660	
	NOPCB1316	13"-15"	16"			660	
	NOPCB1407	14"-16"	7"			660	
NOCFPCB1409	NOPCB1409	14"-16"	9"	870		660	
NOCFPCB1413	NOPCB1413	14"-16"	13"	900		660	
NOCFPCB1416	NOPCB1416	14"-16"	16"	930		660	
	NOPCB1507	15"-17"	7"			660	
NOCFPCB1509	NOPCB1509	15"-17"	9"	870		660	
NOCFPCB1513	NOPCB1513	15"-17"	13"	900		660	
NOCFPCB1516	NOPCB1516	15"-17"	16"	930		660	
	NOPCB1607	16"-18"	7"			660	
NOCFPCB1609	NOPCB1609	16"-18"	9"	870		660	
NOCFPCB1613	NOPCB1613	16"-18"	13"	900		660	
NOCFPCB1616	NOPCB1616	16"-18"	16"	930		660	
	NOPCB1707	17"-19"	7"			660	
NOCFPCB1709	NOPCB1709	17"-19"	9"	870		660	
NOCFPCB1713	NOPCB1713	17"-19"	13"	900		660	
NOCFPCB1716	NOPCB1716	17"-19"	16"	930		660	
	NOPCB1807	18"-20"	7"			660	
NOCFPCB1809	NOPCB1809	18"-20"	9"	870		660	
NOCFPCB1813	NOPCB1813	18"-20"	13"	900		660	
NOCFPCB1816	NOPCB1816	18"-20"	16"	930		660	
	NOPCB2007	20"-22"	7"			660	
NOCFPCB2009	NOPCB2009	20"-22"	9"	870		660	
NOCFPCB2013	NOPCB2013	20"-22"	13"	900		660	
NOCFPCB2016	NOPCB2016	20"-22"	16"	930		660	

BACK SUPPORT HARDWARE OPTIONS

All backs come STANDARD with QuickRelease Mounting Hardware. The following are fixed hardware options available at no charge when ordered with a back support.

Model #	DESCRIPTION	WEIGHT OF HARDWARE ONLY	✓
	QuickFit Quick Release Hardware System	STANDARD (2 LBS)	STANDARD
NIB-1642	Micro Mount 2 point fixed hardware. Back width needs to match chair width	Weight savings of 1.4 lb over STANDARD	
NIB-1207	2 point fixed hardware. Width expandable to fit 3 sizes of chair	Weight savings of 1.0 lb over STANDARD	

ALL PRICES QUOTED IN USD. PRICES ARE SUBJECT TO CHANGE WITHOUT NOTICE.

For additional NXT models, sizes and hardware not shown, please refer to the complete NXT Seating Order Form at www.motioncomposites.com