



P.O. number:\* \_\_\_\_\_ Date: \_\_\_\_\_

Company Name:\* \_\_\_\_\_ Phone:\* \_\_\_\_\_

Purchasing contact:\* \_\_\_\_\_

Clinician/Sales rep: \_\_\_\_\_

Email: \_\_\_\_\_

Ship to:\* \_\_\_\_\_

Name: \_\_\_\_\_

Address: \_\_\_\_\_

City: \_\_\_\_\_ State/Prov: \_\_\_\_\_

Postal/Zip Code: \_\_\_\_\_

Marked for: \_\_\_\_\_ \* Required \_\_\_\_\_

MA043  MA044  MA045  MA046   
 English Manual (STD) German Manual Italian Manual Dutch Manual

Phone: \_\_\_\_\_ Taxes not included \_\_\_\_\_

MA047  MA048  MA090   
 Spanish Manual French Manual Portuguese Manual

MODEL			USD		
1	WC11	Ultralight Aluminum APEX Rigid Wheelchair (120 kg/265 pound weight limit)	Tripple-butted aluminum frame / Aluminum back canes and back rigidizer / Aluminum seat rigidizer / Ultralight carbon fiber camber tube and rear frame rigidizer	\$2 595	<input type="checkbox"/>
2	WC21	Apex Carbon fiber frame upgrade (High Gloss Carbon Fiber)	Ultralight carbon fiber frame, back canes, back rigidizer, seat rigidizer, camber tube and rear frame rigidizer.	\$1 700	<input type="checkbox"/>

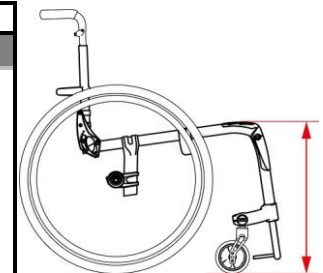
SEAT WIDTH											
3	SW	Width: 12"- 30,5cm <input type="checkbox"/>	13"- 33cm <input type="checkbox"/>	14"- 35,5cm <input type="checkbox"/>	15"- 38cm <input type="checkbox"/>	16"- 40,5cm <input type="checkbox"/>	17"- 43,2cm <input type="checkbox"/>	18"- 45,7cm <input type="checkbox"/>		NC	<input type="checkbox"/>
4	SW	Width: 19"- 48,3cm <input type="checkbox"/>	20"- 50,8cm <input type="checkbox"/>							\$495	<input type="checkbox"/>

SEAT DEPTH											
5	SD	Depth : 12"-30,5cm <input type="checkbox"/>	13"- 33cm <input type="checkbox"/>	14"-35,5cm <input type="checkbox"/>	15"-38cm <input type="checkbox"/>	16"-40,5cm <input type="checkbox"/>	17"-43,2cm <input type="checkbox"/>	18"-45,7cm <input type="checkbox"/>	19"-48,3cm <input type="checkbox"/>	NC	<input type="checkbox"/>
6	SD	Depth : 20"-50,8cm <input type="checkbox"/>								\$475	<input type="checkbox"/>

FRAME LENGTH											
7	SP01	Standard frame length configuration <sup>1</sup>								STD	<input type="checkbox"/>
8	SP02	Frame length 2,5cm (1") longer than standard configuration								NC	<input type="checkbox"/>
9	SP03	Frame length 5cm (2") longer than standard configuration								NC	<input type="checkbox"/>
10	SP04	Frame length 2,5cm (1") shorter than standard configuration								NC	<input type="checkbox"/>
11	SP05	Frame length 5cm (2") shorter than standard configuration								NC	<input type="checkbox"/>

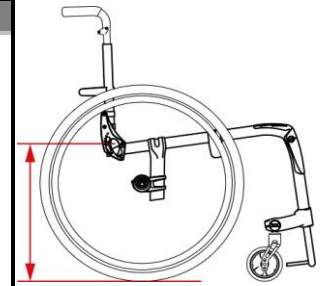
<sup>1</sup> - Distance of 4.37" from seat end to bend

FRONT Seat-to-floor height		
Caster sizes	Height available +- 1/4"	Specify desired height:  _____ (cm)
3" Caster	35,6cm to 53,3cm (14" to 21")	
4" Caster	36,8cm to 53,3cm (14.5" to 21")	
5" Caster	39,4cm to 53,3cm (15.5" to 21")	
6" Caster	41,9cm to 53,3cm (16.5" to 21") (N/A with 90° front frame)	



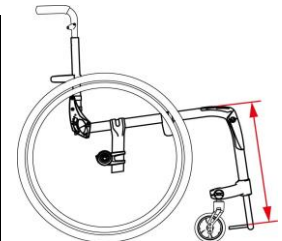
CASTERS										
12	CA01	Composite wheel w/ PU tire (1" width)	3" <input type="checkbox"/>	4" <input type="checkbox"/>	5" <input type="checkbox"/>	6" <input type="checkbox"/>			NC	<input type="checkbox"/>
13	CA10	Pneumatic casters 6" x 1 ¼" (15,24x3,17cm)							\$160	<input type="checkbox"/>
14	CA14	Newton UltraCaster <i>Soft-Roll</i> Composite	4" x 1 ½ "						\$80	<input type="checkbox"/>
15	CA15		5" x 1 ½ "						\$80	<input type="checkbox"/>
16	CA16		6" x 1 ½ "						\$80	<input type="checkbox"/>
17	CA17		4" x 1 ½ "						\$175	<input type="checkbox"/>
18	CA18		Newton UltraCaster <i>Soft-Roll</i> Aluminum	5" x 1 ½ "						\$185
19	CA19	6" x 1 ½ "						\$195	<input type="checkbox"/>	
CASTER OPTIONS										
20	CA13	Carbon fiber Frog Legs suspension forks							\$475	<input type="checkbox"/>

REAR Seat-to-floor height		
Wheel sizes	Height available +- 6cm (1/4")	Specify desired height:  _____ (cm)
20" (451) wheel <input type="checkbox"/>	35,5cm to 44,5cm (14" to 17.5")	
22" (501) wheel <input type="checkbox"/>	35,5cm to 47cm (14" to 18.5")	
24" (540) wheel <input type="checkbox"/>	38,1cm to 49,5cm (15" to 19.5")	
25" (559) wheel <input type="checkbox"/>	39,4cm to 50,8cm (15.5" to 20")	
26" (590) wheel <input type="checkbox"/>	40,6cm to 50,8cm (16" to 20")	



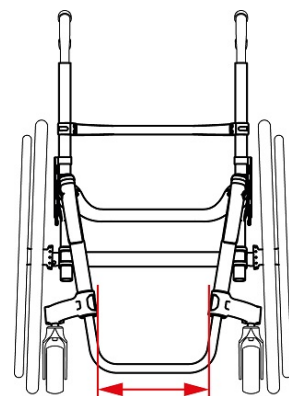
FRONT FRAME ANGLE						
21	FA70	70° Front frame angle			NC	<input type="checkbox"/>
22	FA75	75° Front frame angle			NC	<input type="checkbox"/>
23	FA80	80° Front frame angle			NC	<input type="checkbox"/>
24	FA85	85° Front frame angle			NC	<input type="checkbox"/>
25	FA90	90° Front frame angle			NC	<input type="checkbox"/>

Seat upholstery to footplate length	
30,5cm to 48,3cm (12" to 19") without high mount	Specify desired length:  _____ (cm) <i>Required</i>
17,78cm à 33,02cm (7" à 13") with high mount <sup>1</sup>	



1- Choose the high mount in the footplates section

Footrest width / Taper selection				
Seat Width	Straight	2,5 cm (1") Taper	5cm (2") Taper	
Outside Measurement (cm)	6,4cm (2 1/2") Narrower than Seat Width	11,4cm (4 1/2") Narrower than Seat Width	16,6 cm (6 1/2") Narrower than Seat Width	
30.5 12"	24.1 9.5"	19.1 7.5"		
33.0 13"	26.7 10.5"	21.6 8.5"		
35.6 14"	29.2 11.5"	24.1 9.5"		
38.1 15"	31.8 12.5"	26.7 10.5"		
40.6 16"	34.3 13.5"	29.2 11.5"	24.1 9.5"	
43.2 17"	36.8 14.5"	31.8 12.5"	26.7 10.5"	
45.7 18"	39.4 15.5"	34.3 13.5"	29.2 11.5"	
48.3 19"	41.9 16.5"	36.8 14.5"	31.8 12.5"	
50.8 20"	44.5 17.5"	39.4 15.5"	34.3 13.5"	



Note: higher than 50,8cm (20"), front STFH will reduce the footrest width up to 2,5cm (1") with a 5cm (2") taper

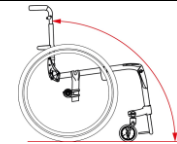
FOOTPLATES					
26	FP12	Tubular open loop <sup>1</sup>		STD	<input type="checkbox"/>
27	FP13	Tubular with ABS cover		NC	<input type="checkbox"/>
28	FP31	Adjustable angle - Aluminum ( <i>one piece</i> )		\$95	<input type="checkbox"/>
29	FP32	Newton adjustable angle - Carbon fiber ( <i>one piece with rubber inserts</i> )		\$175	<input type="checkbox"/>
30	FP14	Flip back, adjustable angle aluminum		\$195	<input type="checkbox"/>
31	FP15	Flip back, adjustable angle carbon fiber		\$275	<input type="checkbox"/>
32	FR25	High mount with adjustable angle footplate ( <i>Aluminum - one piece</i> )		165 \$	<input type="checkbox"/>
33	FR26	High mount with adjustable angle footplate ( <i>Carbon fiber with rubber inserts - one piece</i> )		235 \$	<input type="checkbox"/>
FOOTPLATES ACCESSORIES					
34	FP16	5,08cm (2") riser ( <i>only available with aluminum angle adjustable footplate</i> ) <sup>2</sup>		\$70	<input type="checkbox"/>
35	FP09	Calf strap		\$35	<input type="checkbox"/>
36	FP30	Bodypoint Aeromesh Padded calf strap		\$115	<input type="checkbox"/>

1 - Available on: all straight frames; 2,5cm (1") taper with seat width of 14" and greater; 5cm (2") taper with seat width of 16" and greater

2 - Not available with high mount

### Backrest

FOLD DOWN BACKREST													
37	BC20	Locking backrest		STD	<input type="checkbox"/>								
38	BC21	Ultralight non locking backrest (not locking in upright and down position)		\$95	<input type="checkbox"/>								
FIXED HEIGHT, ADJUSTABLE ANGLE FOLD DOWN BACKREST (NO PUSH HANDLE)													
39	BC	<b>Fixed height without push handle</b>	(30) 22,8cm/9" <input type="checkbox"/>	(31) 24,1cm/9,5" <input type="checkbox"/>	(32) 25,4cm/10" <input type="checkbox"/>	(33) 26,7cm/10,5" <input type="checkbox"/>	(34) 27,9 cm/11" <input type="checkbox"/>	NC	<input type="checkbox"/>				
		(35) 29,2cm/11,5" <input type="checkbox"/>	(36) 30,5cm/12" <input type="checkbox"/>	(37) 31,7cm/12,5" <input type="checkbox"/>	(38) 33cm/13" <input type="checkbox"/>	(39) 34,3cm/13,5" <input type="checkbox"/>	(40) 35,5cm/14" <input type="checkbox"/>			(41) 35,8cm/14,5" <input type="checkbox"/>			
		(42) 38,1cm/15" <input type="checkbox"/>	(43) 39,4cm/15,5" <input type="checkbox"/>	(44) 40,6cm/16" <input type="checkbox"/>	(45) 41,9cm/16,5" <input type="checkbox"/>	(46) 43,2cm/17" <input type="checkbox"/>	(47) 44,5cm/17,5" <input type="checkbox"/>			(48) 45,7cm/18" <input type="checkbox"/>			
		(49) 47cm/18,5" <input type="checkbox"/>	(50) 48.3/19" <input type="checkbox"/>	(51) 49,5cm/19,5" <input type="checkbox"/>	(52) 50,8cm/20" <input type="checkbox"/>	(53) 52,7cm/20,5" <input type="checkbox"/>	(41) 53,3cm/21" <input type="checkbox"/>						
HEIGHT AND ANGLE ADJUSTABLE FOLD DOWN BACKREST WITH PUSH HANDLE OPTIONS													
40	BC	<b>Straight back canes</b>	(22) 22,8 - 30,5cm <input type="checkbox"/>	(23) 30,5 - 38,1cm <input type="checkbox"/>	(24) 38,1 - 45,7cm <input type="checkbox"/>	(25) 45,7 - 53,3cm <input type="checkbox"/>		NC	<input type="checkbox"/>				
<b>Set height to: *</b>		(in increments of 1/2", measured from seat sling to top of back upholstery) * If not indicated, default height setting is at the lowest position											
41		Select back cane angle: <sup>1</sup>	101° <input type="checkbox"/>	99° <input type="checkbox"/>	96° <input type="checkbox"/>	<b>93°</b> <input type="checkbox"/>	90° <input type="checkbox"/>	87° <input type="checkbox"/>	83° <input type="checkbox"/>	80° <input type="checkbox"/>		STD	<input type="checkbox"/>



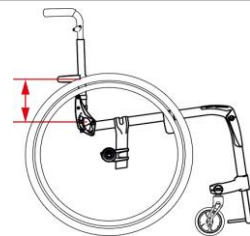
1 - If not indicated default angle setting is at 93°

PUSH HANDLE OPTIONS							
42	PH01	Push handles		STD	<input type="checkbox"/>		
43	PH05	Fold down push handles <sup>1</sup>		\$120	<input type="checkbox"/>		
44	PH06	Clamp on height adjustable push handle <sup>1, 2</sup>	22.9 - 50,8 cm(9-20") <input type="checkbox"/>	STD <input type="checkbox"/>	22,9 - 58.4 cm (9-23") <input type="checkbox"/>	\$300	<input type="checkbox"/>
45	PH02	Omit push handles		NC	<input type="checkbox"/>		

1- 265 pounds weight limit

2 - Not compatible with swing away armrests;

BACKRESTS OPTIONS					
46	BC56	Depth adjustable back ( <i>provides 7,6cm (3") of depth adjustment</i> ) <sup>2, 3</sup>		\$180	<input type="checkbox"/>
47	BC57	Standard 7,6 cm (3") deep rigidizer bar		STD	<input type="checkbox"/>
48	BC55	10,2 cm (4") deep Aluminum rigidizer bar <sup>1</sup>		NC	<input type="checkbox"/>
49	BC88	Custom height rigidizer bar set at _____ (cm)  <i>Measured from the top of the seat sling to the center of the rigidizer - standard height is 14,6 cm (5,7") Lowest position is 10.7 cm (4,25")</i>		\$125	<input type="checkbox"/>



1- Only available with seat width of 14" and more

2 - Not available with seat depths of 18" and more

3 - Not available with WC-19

BACK UPHOLSTERY					
50	BH03	Slip-on Syntech-Suede back upholstery		STD	<input type="checkbox"/>
51	BH04	Adjustable tension Syntech-Suede back upholstery		\$165	<input type="checkbox"/>
52	BH99	Omit Back upholstery		NC	<input type="checkbox"/>

SEAT CUSHION									
53	SC01	5,08cm (2") Cushion						\$165	<input type="checkbox"/>
54	SC02	7,6cm (3") Cushion						\$185	<input type="checkbox"/>
55	SC99	Omit seat cushion						STD	<input type="checkbox"/>

Rear wheels														
REAR WHEELS														
56	RW01	Mag <sup>1</sup>	20" <input type="checkbox"/>	22" <input type="checkbox"/>	24" <input type="checkbox"/>				\$50	<input type="checkbox"/>				
57	RW02	Newton One - spoke wheel <sup>2</sup>	20" <input type="checkbox"/>	22" <input type="checkbox"/>	24" <input type="checkbox"/>				STD	<input type="checkbox"/>				
58	RW03	Newton Gravity - ultralight wheel	20" <input type="checkbox"/>	22" <input type="checkbox"/>	24" <input type="checkbox"/>	25" <input type="checkbox"/>	26" <input type="checkbox"/>		\$300	<input type="checkbox"/>				
59	RW04	Spinergy Spox		22" <input type="checkbox"/>	24" <input type="checkbox"/>	25" <input type="checkbox"/>	26" <input type="checkbox"/>		\$720	<input type="checkbox"/>				
60		Spinergy Spox spokes colors <sup>3</sup>	<b>Blk</b> <input type="checkbox"/>	<b>STD</b> <input type="checkbox"/>	Wht <input type="checkbox"/>	Blk <input type="checkbox"/>	Red <input type="checkbox"/>	Yel <input type="checkbox"/>	NC	<input type="checkbox"/>				
61	RW05	Spinergy LX		22" <input type="checkbox"/>	24" <input type="checkbox"/>	25" <input type="checkbox"/>	26" <input type="checkbox"/>		\$995	<input type="checkbox"/>				
62		Spinergy LX spokes colors <sup>3</sup>	<b>Blk</b> <input type="checkbox"/>	<b>STD</b> <input type="checkbox"/>	Pur <input type="checkbox"/>	Wht <input type="checkbox"/>	Blk <input type="checkbox"/>	Red <input type="checkbox"/>	Yel <input type="checkbox"/>	Pink <input type="checkbox"/>	Grn <input type="checkbox"/>	Org <input type="checkbox"/>	NC	<input type="checkbox"/>
63	RW07	Spinergy CLX Carbon Blade <sup>2</sup>			24" <input type="checkbox"/>	25" <input type="checkbox"/>			\$1 480	<input type="checkbox"/>				
64		Spinergy CLX spokes colors <sup>3</sup>	<b>Blk</b> <input type="checkbox"/>	<b>STD</b> <input type="checkbox"/>	Pur <input type="checkbox"/>	Wht <input type="checkbox"/>	Blk <input type="checkbox"/>	Red <input type="checkbox"/>	Yel <input type="checkbox"/>	Pink <input type="checkbox"/>	Grn <input type="checkbox"/>	Org <input type="checkbox"/>	NC	<input type="checkbox"/>
TIRES														
Available														
65	TI01	Soft Urethane 3,17cm (1 1/4")				20", 22" 24"			NC	<input type="checkbox"/>				
66	TI02	Soft Urethane knobby 3,49cm (1 3/8")				22", 24", 25", 26"			\$95	<input type="checkbox"/>				
67	TI04	Soft Urethane - Shox 2,54cm (1")				22", 24", 25", 26"			\$115	<input type="checkbox"/>				
68	TI05	Pneumatic 3,49cm (1 3/8")				20", 22", 24", 25", 26"			STD	<input type="checkbox"/>				
69	TI08	Pneumatic with Airless insert 3,49cm (1 3/8") <sup>4</sup>				22", 24", 26"			\$80	<input type="checkbox"/>				
70	TI06	Pneumatic HP - 2,54cm (1")				20", 22", 24", 25", 26"			\$95	<input type="checkbox"/>				
71	TI07	Pneumatic HP - Schwalbe Marathon Plus 2,54cm (1")				24", 25", 26"			\$125	<input type="checkbox"/>				

1 - Not compatible with HP tires ; Only available with aluminum or plastic coated handrim in standard position

2 - Not compatible with Shox tires

3 - Colour spokes require an additional 10 days lead-time

4-Only available with Mag, Newton One and Newton Gravity rear wheels

Handrims											
HANDRIMS											
72	HR01	Aluminum anodized							STD	<input type="checkbox"/>	
73	HR61	Black aluminum hard anodized <sup>1,3</sup>						<b>New</b>	\$60	<input type="checkbox"/>	
74	HR02	Plastic coated <sup>2</sup>							\$95	<input type="checkbox"/>	
75	HR03	Q-Grip High friction Neoprene coated <sup>2,3,4</sup>							\$350	<input type="checkbox"/>	
76	HR07	Newton Air Grip <sup>3</sup>	Black <input type="checkbox"/>						\$95	<input type="checkbox"/>	
77	HR	Newton Air Grip <sup>3</sup>	(08) Sunkissed Orange <input type="checkbox"/>	(09) Burgundy <input type="checkbox"/>	(10) Sapphire Blue <input type="checkbox"/>	(11) Monster Green <input type="checkbox"/>	(12) Charcoal <input type="checkbox"/>	(13) Fuchsia <input type="checkbox"/>	(14) Steel Blue <input type="checkbox"/>	\$240	<input type="checkbox"/>
			(15) Ferrari Red <input type="checkbox"/>	(16) Acid Green <input type="checkbox"/>	(17) White <input type="checkbox"/>	(18) Sky Blue <input type="checkbox"/>					
78	HR28	Surge <sup>2,3,4</sup>	(1-1/2" Oval handrim w/ Gripton high friction strip)						\$375	<input type="checkbox"/>	
79	HR05	Surge LT <sup>2,3,4</sup>	(1-1/8" Oval handrim w/ Gripton high friction strip)						\$405	<input type="checkbox"/>	
80	HR04	Natural Fit <sup>2,3,4</sup>							\$310	<input type="checkbox"/>	
81	HR99	Omit handrim							NC	<input type="checkbox"/>	

1 - Not available in 26"

2- Only standard handrim position available

3- Not available with Mag wheels

4- Not available in 20"

Handrims option										
Assembly position for aluminum and Newton AirGrip handrims										
82	HR29	Standard Handrim position	Full tab						STD	<input type="checkbox"/>
83	HR30	Narrow Handrim position	Short tab 2 positions						\$25	<input type="checkbox"/>
84	HR31	Super Narrow Handrim	Short tab 2 positions <input type="checkbox"/>		Short tab 1 position <input type="checkbox"/>				\$25	<input type="checkbox"/>
Thumb piece <sup>4</sup> selection for Natural Fit handrims										
85	HR23	Standard grip							\$85	<input type="checkbox"/>
86	HR27	Super grip							\$140	<input type="checkbox"/>
87	HR099	Omit thumb piece							NC	<input type="checkbox"/>

4- Compatible with Surge, Surge LT handrims

AXLES										
88	AX01	Quick release axle							STD	<input type="checkbox"/>
89	AX03	Quad release axle							\$125	<input type="checkbox"/>

REAR WHEEL CAMBER				
90	CM00	0° camber		STD <input type="checkbox"/>
91	CM02	2° camber		NC <input type="checkbox"/>
92	CM04	4° camber		NC <input type="checkbox"/>
93	CM06	6° camber		NC <input type="checkbox"/>
94	CM08	8° camber		NC <input type="checkbox"/>

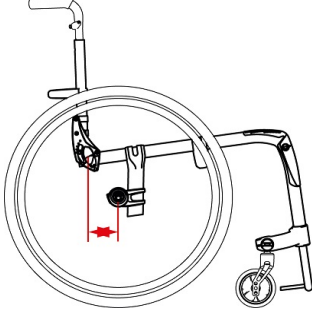
**CENTER OF GRAVITY**

**Specify the position of rear wheel axle plate:** \_\_\_\_\_  
 Measure distance from front of back post to center of axle receiver.

0 - 15 cm range (0-6")	Set At: _____ (cm)
------------------------	--------------------

**If not indicated, default setting is at 6,3cm (2.5")**

*If a configuration issue arises due to the choice of the Center Of Gravity (COG) Motion Composites reserves the right to reduce or increase the COG to the closest position.*



WHEEL LOCK				
95	WL08	Newton wheel lock - push to lock		STD <input type="checkbox"/>
96	WL04	Newton grade aid push to lock (suggested with pneumatic or high pressure tire)		\$150 <input type="checkbox"/>
97	WL13 WL14	15,2cm (6") removable extension handle		\$75 <input type="checkbox"/>
98	WL05	Scissor lock		\$140 <input type="checkbox"/>
99	WL99	Omit wheel locks		NC <input type="checkbox"/>

Armrests				
"T" ARMREST <sup>1</sup>		Height Adjustment		
100	AR03	25,4cm (10") Desk Length	20,3 - 30,5cm (8 - 12") STD <input type="checkbox"/>	25,4 - 35,5cm (10 - 14") <input type="checkbox"/>
101	AR04	35,5cm (14") Full Length	20,3 - 30,5cm (8 - 12") STD <input type="checkbox"/>	25,4 - 35,5cm (10 - 14") <input type="checkbox"/>
SWING AWAY ARMREST <sup>2</sup>		Height Adjustment		
102	AR05	Tubular arm pad	20,3 - 27,9cm (8-11")	
103	AR06	25,4cm (10") Desk length arm pad	20,3 - 27,9cm (8-11")	
104	AR99	Omit Armrest		NC <input type="checkbox"/>

1 - May have a 1/2" adjustment restriction on both limits of the range      2 - not available with the Ultralight non-locking backrest

SIDE GUARDS (not available with "T" Armrest)				
105	SG01	Plastic side guards (removable)		\$195 <input type="checkbox"/>
106	SG03	Carbon fiber side guards (removable)		\$290 <input type="checkbox"/>
107	SG06	Plastic fender side guards (removable) <sup>1</sup>		\$270 <input type="checkbox"/>
108	SG04	Carbon fiber fender side guards (removable)		\$495 <input type="checkbox"/>
109	SG99	Omit side guards		NC <input type="checkbox"/>
SIDE GUARDS OPTION				
110	SG07	Side guard clip (pair)		NC <input type="checkbox"/>

1 - Not compatible with 20" and 22" rear wheels

POSITIONING BELT				
111	SB01	Velcro adjustable	Standard 88,9 cm (35") <input type="checkbox"/>	Long 152,40 cm (60") <input type="checkbox"/>
112	SB02	Auto buckle	Standard 88,9 cm (35") <input type="checkbox"/>	Long 152,40 cm (60") <input type="checkbox"/>
113	SB07	Hardware attachment for 2 point seatbelt (pair)		NC <input type="checkbox"/>
114	SB03	Additional hardware for 2 extra attachment points (needed for the 4 point seat belt) (pair)		\$15 <input type="checkbox"/>
115	SB04	BodyPoint Hip Belt - 2 point non padded	M (142,24 cm/56") <input type="checkbox"/>	L (154,94 cm/61") <input type="checkbox"/>
116	SB05	BodyPoint Hip Belt - 2 point padded	S (129,54 cm/51") <input type="checkbox"/>	M (142,24 cm/56") <input type="checkbox"/>
117	SB06	BodyPoint Hip Belt - 4 point padded	S (129,54 cm/51") <input type="checkbox"/>	M (142,24 cm/56") <input type="checkbox"/>
118	SB08	BodyPoint EVOFLEX® Positioning Belt Rehab latch and Band Clamps	M (46 cm/18") <input type="checkbox"/>	L (62 cm/24") <input type="checkbox"/>
119	SB99	Omit positioning belt		STD <input type="checkbox"/>

ACCESSORIES													
120	AC03	Anti-tippers									\$140	<input type="checkbox"/>	
121	AC05	WC-19 Transit Tie Down w/Q'straint belt <sup>1</sup>	Short belt 50-104 cm (20-41") <input type="checkbox"/>	Long belt 50-116 cm (20-46") <input type="checkbox"/>							\$320	<input type="checkbox"/>	
122	AC08	Spoke guards <sup>2</sup>	Available: 20", 22", 24", 26"									\$115	<input type="checkbox"/>
123	AC10	Seat pouch									\$75	<input type="checkbox"/>	
124	AC26	BodyPoint Mobility Bag									\$125	<input type="checkbox"/>	
125	AC23	Newton Backpack									\$120	<input type="checkbox"/>	
126	AC13	Tool kit									\$45	<input type="checkbox"/>	
127	AC16	Motion Composites Polo Shirt	W/S <input type="checkbox"/>	W/M <input type="checkbox"/>	W/L <input type="checkbox"/>						\$32	<input type="checkbox"/>	
			M/S <input type="checkbox"/>	M/M <input type="checkbox"/>	M/L <input type="checkbox"/>	M/XL <input type="checkbox"/>	M/XXL <input type="checkbox"/>	M/XXXL <input type="checkbox"/>	M/XXXXL <input type="checkbox"/>				

1 - May interfere with the swing away armrest and the clamp on height adjustable push handle

2 - Not available with Mag wheels and Spinergy

COLOR													
128	FC	Highlight color:	(10) Ferrari Red <input type="checkbox"/>	(11) White <input type="checkbox"/>	(12) Black <input type="checkbox"/>	(13) Sunkissed Orange <input type="checkbox"/>						NC	<input type="checkbox"/>
			(14) Sky Blue <input type="checkbox"/>	(15) Fuchsia <input type="checkbox"/>	(16) Acid Green <input type="checkbox"/>								
											<b>Total</b>		

**Notes :**