



**1- Purchasing information**

P.O. number:\* \_\_\_\_\_ Date: \_\_\_\_\_

Company Name:\* \_\_\_\_\_

Purchasing contact:\* \_\_\_\_\_

Phone:\* \_\_\_\_\_

Email:\* \_\_\_\_\_

Contact preference:\* Phone  Email

Marked for: \_\_\_\_\_

**3- Shipping information**

Ship to:\* \_\_\_\_\_

Name: \_\_\_\_\_

Address: \_\_\_\_\_

City: \_\_\_\_\_ Province: \_\_\_\_\_

Postal Code: \_\_\_\_\_

Phone: \_\_\_\_\_

**2- Dealer/Representative information**

Dealer/Representative:\* \_\_\_\_\_

Phone:\* \_\_\_\_\_

Email:\* \_\_\_\_\_

Contact preference:\* Phone  Email

\* Required

MA040

English Manual (STD)

MA041

Manuel Français

Taxes not included

MODEL												
WC11	<input type="checkbox"/>	Ultralight Aluminum APEX Rigid Wheelchair (265 lb weight limit) <i>Not available with painted frame - Frame will be black</i>	Triple-buttet aluminum frame / Aluminum back canes and back rigidizer / Aluminum seat rigidizer / Ultralight carbon fiber camber tube and rear frame rigidizer						WM0001305		\$3,845	
WC21	<input type="checkbox"/>	Apex Carbon fiber frame upgrade (High Gloss Carbon Fiber)	Ultralight carbon fiber frame, back canes, back rigidizer, seat rigidizer, camber tube and rear frame rigidizer.						WAMZ		\$1,350	
<b>Frame</b>												
<b>SEAT WIDTH</b>												
SW	<input type="checkbox"/>	12" <input type="checkbox"/>	13" <input type="checkbox"/>	14" <input type="checkbox"/>	15" <input type="checkbox"/>	16" <input type="checkbox"/>	17" <input type="checkbox"/>	18" <input type="checkbox"/>			NC	
	<input type="checkbox"/>		19" <input type="checkbox"/>	20" <input type="checkbox"/>					WAMA		\$360	
<b>SEAT DEPTH</b>												
SD	<input type="checkbox"/>	12" <input type="checkbox"/>	13" <input type="checkbox"/>	14" <input type="checkbox"/>	15" <input type="checkbox"/>	16" <input type="checkbox"/>	17" <input type="checkbox"/>	18" <input type="checkbox"/>			NC	
	<input type="checkbox"/>		19" <input type="checkbox"/>	20" <input type="checkbox"/>					WAMB		\$275	
<b>FRAME LENGTH</b>												
SP01	<input type="checkbox"/>	Standard frame length configuration <sup>1</sup>										STD
SP02	<input type="checkbox"/>	Frame length 1" longer than standard configuration										NC
SP03	<input type="checkbox"/>	Frame length 2" longer than standard configuration										NC
SP04	<input type="checkbox"/>	Frame length 1" shorter than standard configuration										NC
SP05	<input type="checkbox"/>	Frame length 2" shorter than standard configuration										NC
<b>TIE-DOWN</b>												
AC05-S	<input type="checkbox"/>	WC-19 Transit Tie Down w/Q'straint belt <sup>2,3</sup>	Short belt 20"-41"									\$365
AC05-L	<input type="checkbox"/>	WC-19 Transit Tie Down w/Q'straint belt <sup>2,3</sup>	Long belt 20"-46"									\$365
AC35	<input type="checkbox"/>	WC-19 Transit Tie Down without belt <sup>3</sup>										\$345

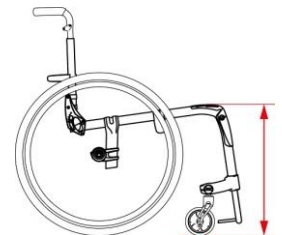
1- Distance of 4.37" from end of seat upholstery to bend

2- Not available with depth adjustable back; 3- May interfere with the swing away armrest and the clamp on height adjustable push handle; Add a 3" of frame length behind backrest

FRONT Seat-to-floor height		
Caster sizes	Height available +/- 1/4"	
<input type="checkbox"/> 3" Caster	14" to 21"	
<input type="checkbox"/> 4" Caster	14.5" to 21"	
<input type="checkbox"/> 5" Caster	15.5" to 21"	
<input type="checkbox"/> 6" Caster	16.5" to 21" (N/A with 90° front frame)	

**Specify desired height:**

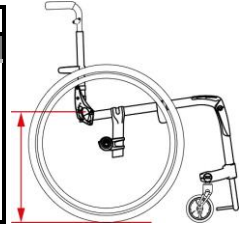
\_\_\_\_\_ (inches)



CASTERS				Available	
CA01-03 to CA01-06	<input type="checkbox"/>	Composite wheel w/ PU tire (1")		3", 4", 5", 6"	NC
CA10	<input type="checkbox"/>	Pneumatic casters (1 ¼")		6"	\$170
CA14 to CA16	<input type="checkbox"/>	Newton UltraCaster Composite (1 ½ ")		4", 5", 6"	\$105
CA17 to CA19	<input type="checkbox"/>	Newton UltraCaster Aluminum (1 ½ ")		4", 5", 6"	\$198
CASTER OPTIONS					
CA13	<input type="checkbox"/>	Carbon fiber Frog Legs suspension forks			\$525

REAR Seat-to-floor height		
Wheel sizes	Height available +/- 1/4"	
20" (451) wheel	14" to 17.5"	
22" (501) wheel	14" to 18.5"	
24" (540) wheel	15" to 19.5"	
25" (559) wheel	15.5" to 20"	
26" (590) wheel	16" to 20"	

Specify desired height:  
\_\_\_\_\_ (inches)



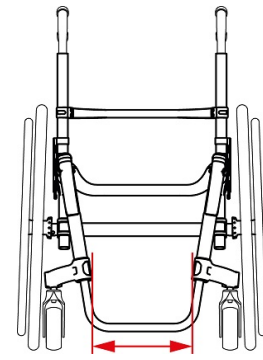
FRONT FRAME ANGLE					
FA70	<input type="checkbox"/>	70° Front frame angle			NC
FA75	<input type="checkbox"/>	75° Front frame angle			NC
FA80	<input type="checkbox"/>	80° Front frame angle			NC
FA85	<input type="checkbox"/>	85° Front frame angle			NC
FA90	<input type="checkbox"/>	90° Front frame angle			NC

Seat upholstery to footplate length	
12" to 19" without high mount	Specify desired length: _____ (inches) <i>Required</i>
7" to 13" with high mount <sup>1</sup>	



1- Choose high mount in the footplates section

Footrest width / Taper selection				
Seat Width	Straight	1" Taper	2" Taper	
Outside Measurement	2 ½" Narrower than Seat Width	4 ½" Narrower than Seat Width	6 ½" Narrower than Seat Width	
12"	9.5"	7.5"		
13"	10.5"	8.5"		
14"	11.5"	9.5"		
15"	12.5"	10.5"		
16"	13.5"	11.5"	9.5"	
17"	14.5"	12.5"	10.5"	
18"	15.5"	13.5"	11.5"	
19"	16.5"	14.5"	12.5"	
20"	17.5"	15.5"	13.5"	

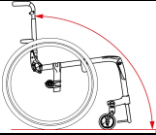


Note: higher than 20" Front STFH will reduce the footrest width up to 1" with a 2" taper

FOOTPLATES			
FP12	<input type="checkbox"/>	Tubular open loop <sup>1</sup>	STD
FP13	<input type="checkbox"/>	Tubular with ABS cover	NC
FP31	<input type="checkbox"/>	Adjustable angle - Aluminum ( <i>one piece</i> )	WAMI / SEFND0015 \$105
FP32	<input type="checkbox"/>	Newton adjustable angle - Carbon fiber ( <i>one piece with rubber inserts</i> )	WAMI / SEFND0015 \$210
FP14	<input type="checkbox"/>	Flip back, adjustable angle aluminum	WAMI / SEFND0015 \$240
FP15	<input type="checkbox"/>	Flip back, adjustable angle carbon fiber	WAMI / SEFND0015 \$355
FR25	<input type="checkbox"/>	High mount with adjustable angle footplate ( <i>Aluminum - one piece</i> )	\$200
FR26	<input type="checkbox"/>	High mount with adjustable angle footplate ( <i>Carbon fiber with rubber inserts - one piece</i> )	\$280
FOOTPLATES ACCESSORIES			
FP16	<input type="checkbox"/>	2" riser ( <i>only available with aluminum angle adjustable footplate</i> ) <sup>2</sup>	SEFND0030 \$105
FP09	<input type="checkbox"/>	Calf strap	SEFND0010 \$57
FP30	<input type="checkbox"/>	Bodypoint Aeromesh Padded calf strap	SEFND0010 \$140

1 - Available on: all straight frames; 1" taper with seat width of 14" and greater; 2" taper with seat width of 16" and greater

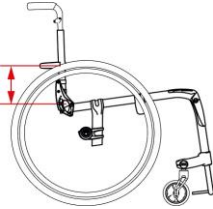
2- Not available with high mount

Backrest											
<b>FOLD DOWN BACKREST</b>											
BC20	<input type="checkbox"/>	Locking backrest		STD							
BC21	<input type="checkbox"/>	Ultralight non locking backrest (not locking in upright and down position) <sup>2</sup>		\$105							
<b>FIXED HEIGHT, ADJUSTABLE ANGLE FOLD DOWN BACKREST (Not available with push handles)</b>											
BC	<input type="checkbox"/>	<b>Fixed height without push handle</b>	(30) 9" <input type="checkbox"/>	(31) 9.5" <input type="checkbox"/>	(32) 10" <input type="checkbox"/>	(33) 10.5" <input type="checkbox"/>	(34) 11" <input type="checkbox"/>	NC			
		(35) 11.5" <input type="checkbox"/>	(36) 12" <input type="checkbox"/>	(37) 12.5" <input type="checkbox"/>	(38) 13" <input type="checkbox"/>	(39) 13.5" <input type="checkbox"/>	(40) 14" <input type="checkbox"/>		(41) 14.5" <input type="checkbox"/>		
		(42) 15" <input type="checkbox"/>	(43) 15.5" <input type="checkbox"/>	(44) 16" <input type="checkbox"/>	(45) 16.5" <input type="checkbox"/>	(46) 17" <input type="checkbox"/>	(47) 17.5" <input type="checkbox"/>		(48) 18" <input type="checkbox"/>		
		(49) 18.5" <input type="checkbox"/>	(50) 19" <input type="checkbox"/>	(51) 19.5" <input type="checkbox"/>	(52) 20" <input type="checkbox"/>	(53) 20.5" <input type="checkbox"/>	(54) 21" <input type="checkbox"/>				
<b>HEIGHT AND ANGLE ADJUSTABLE FOLD DOWN BACKREST WITH PUSH HANDLE OPTIONS (MUST select ONE push handle options)</b>											
BC	<input type="checkbox"/>	<b>Straight back canes</b>	(22) 9 - 12" <input type="checkbox"/>	(23) 12 - 15" <input type="checkbox"/>	(24) 15 - 18" <input type="checkbox"/>	(25) 18 - 21" <input type="checkbox"/>		NC			
<b>Set height to: *</b>		<i>(in increments of 1/2", measured from seat sling to top of back upholstery)</i> <i>* If not indicated, default height setting is at the lowest position</i>									
Select back cane angle: <sup>1</sup>		101° <input type="checkbox"/>	99° <input type="checkbox"/>	96° <input type="checkbox"/>	93° <input type="checkbox"/>	90° <input type="checkbox"/>	87° <input type="checkbox"/>	83° <input type="checkbox"/>	80° <input type="checkbox"/>		STD

1 - If not indicated default angle setting is at 93°; 2- Maximum back cane height of 19.5" with the aluminum chair

PUSH HANDLES OPTIONS (ONE option at a time)				
PH01	<input type="checkbox"/>	Push handles		STD
PH05	<input type="checkbox"/>	Fold down push handles		\$165
PH06-920	<input type="checkbox"/>	Clamp on height adjustable push handles 9 - 20" <sup>1</sup>		\$345
PH06-923	<input type="checkbox"/>	Clamp on height adjustable push handles 9 - 23" <sup>1</sup>		\$345
PH02	<input type="checkbox"/>	Omit push handles		NC

1- Not compatible with swing away armrests;

BACKRESTS OPTIONS				
BC61	<input type="checkbox"/>	Depth adjustable back - 1" depth adjustment <sup>1,4</sup>		\$260
BC62	<input type="checkbox"/>	Depth adjustable back - 2" depth adjustment <sup>2,4</sup>		\$260
BC56	<input type="checkbox"/>	Depth adjustable back - 3" depth adjustment <sup>3,4</sup>		\$260
BC57	<input type="checkbox"/>	Standard 3 inch deep rigidizer bar		STD
BC55	<input type="checkbox"/>	Four inch deep Aluminum rigidizer bar		NC
BC88	<input type="checkbox"/>	<b>Custom height rigidizer bar set at</b>  _____ (inches)  <i>Measured from the top of the seat sling to the center of the rigidizer - standard height is 5,7"</i> <i>Lowest position is 4,25"</i>		\$135

If used in combination with WC-19: 1- Maximum depth of 19"; 2- Maximum depth of 18"; 3- Maximum depth of 17"; 4- Only compatible with WC-19 transit tie down **without** Q'Straint belt

BACK UPHOLSTERY				
BH03	<input type="checkbox"/>	Slip-on Syntech-Suede back upholstery		STD
BH04	<input type="checkbox"/>	Adjustable tension Syntech-Suede back upholstery	WAMD/WAME	\$260
BH99	<input type="checkbox"/>	Omit Back upholstery		NC
	<input type="checkbox"/>	NXT back Support		See price list
SEAT CUSHION				
SC01	<input type="checkbox"/>	2" Cushion		\$205
SC02	<input type="checkbox"/>	3" Cushion		\$275
SC99	<input type="checkbox"/>	Omit seat cushion		STD
	<input type="checkbox"/>	NXT cushion		See price list

Rear wheels				
REAR WHEELS				Available
RW01	<input type="checkbox"/>	Mag <sup>1</sup>		\$140
RW02	<input type="checkbox"/>	Newton One - spoke wheel <sup>2</sup>		STD
RW03	<input type="checkbox"/>	Newton Gravity - ultralight wheel		\$390
RW04	<input type="checkbox"/>	Spinergy Spox	Blk STD <input type="checkbox"/> Wht <sup>3</sup> <input type="checkbox"/> Blue <sup>3</sup> <input type="checkbox"/> Red <sup>3</sup> <input type="checkbox"/> Yel <sup>3</sup> <input type="checkbox"/>	\$875
RW05	<input type="checkbox"/>	Spinergy LX	Blk STD <input type="checkbox"/> Pur <sup>3</sup> <input type="checkbox"/> Wht <sup>3</sup> <input type="checkbox"/> Blue <sup>3</sup> <input type="checkbox"/> Red <sup>3</sup> <input type="checkbox"/> Yel <sup>3</sup> <input type="checkbox"/> Pink <sup>3</sup> <input type="checkbox"/> Grn <sup>3</sup> <input type="checkbox"/> Org <sup>3</sup> <input type="checkbox"/>	\$1,095
RW07	<input type="checkbox"/>	Spinergy CLX <sup>4</sup>	Blk STD <input type="checkbox"/> Pur <sup>3</sup> <input type="checkbox"/> Wht <sup>3</sup> <input type="checkbox"/> Blue <sup>3</sup> <input type="checkbox"/> Red <sup>3</sup> <input type="checkbox"/> Yel <sup>3</sup> <input type="checkbox"/> Pink <sup>3</sup> <input type="checkbox"/> Grn <sup>3</sup> <input type="checkbox"/> Org <sup>3</sup> <input type="checkbox"/>	\$1,650
TIRES				Available
Solid				
TI01	<input type="checkbox"/>	Soft Urethane 1 3/8"		NC
TI02	<input type="checkbox"/>	Soft Urethane knobby 1 3/8" <sup>5</sup>		\$120
TI04	<input type="checkbox"/>	Soft Urethane 1" - Shox		\$140
Pneumatic				
TI05	<input type="checkbox"/>	Pneumatic 1 3/8"		STD
TI08	<input type="checkbox"/>	Pneumatic with Airless insert 1 3/8" <sup>6</sup>		\$225
TI06	<input type="checkbox"/>	Pneumatic HP, Low Tread, Puncture resistant, black 1" - SpeedLite		\$120
TI07	<input type="checkbox"/>	Pneumatic HP, Medium Tread, Puncture resistant, black 1" - TrailBlazer		\$200

1- Not compatible with HP tires; Only available with aluminum or plastic coated handrim in standard position; 2- Not compatible with Shox tires; 3- Colour spokes require an additional 10 days lead-time; 4- Only available with 1" tires; 5- The 22" is only available with Mags and Newton One rear wheels; 6- Not available with Spinergy CLX, Spinergy LX 25", 26" and Spox 25", 26" rear wheels

Handrims				
HANDRIM				Available
HR01	<input type="checkbox"/>	Aluminum anodized		STD
HR61	<input type="checkbox"/>	Aluminum black hard anodized <sup>2</sup>		\$85
HR02	<input type="checkbox"/>	Plastic coated <sup>1</sup>		WAMO \$170
HR03	<input type="checkbox"/>	High friction coated <sup>1,2</sup>		WAMO \$460
HR07-HR18 and HR65-HR71	<input type="checkbox"/>	Newton Air Grip <sup>2</sup> <i>See page 6 for the color selection and price</i>		WAMO
HR28	<input type="checkbox"/>	Surge <sup>1,2</sup> (1 1/2" Oval handrim w/ Gripton high friction strip)		\$485
HR05	<input type="checkbox"/>	Surge LT <sup>1,2</sup> (1 1/8" Oval handrim w/ Gripton high friction strip)		\$515
HR04	<input type="checkbox"/>	Natural Fit <sup>1,2</sup>		\$320
HR62	<input type="checkbox"/>	Simi H <sup>1,2</sup> (1 1/4" Oval handrim with high friction strip)		\$485
HR63	<input type="checkbox"/>	Nova H <sup>1,2</sup> (1 1/4" Oval handrim with high friction strip)		\$515
HR64	<input type="checkbox"/>	Optimum H <sup>1,2</sup> (1 1/8" heart-shaped handrim)		\$320
HR99	<input type="checkbox"/>	Omit handrim		NC

1- Only standard and narrow handrim position. By default, the tab won't be cut with the narrow position; 2- Not available with Mag wheels

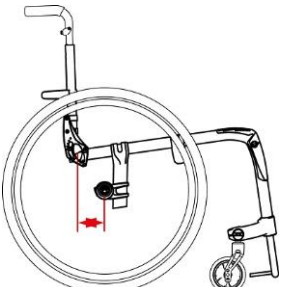
Handrims option				
ASSEMBLY POSITION				
HR29	<input type="checkbox"/>	Standard Handrim position	Full tab	STD
HR030	<input type="checkbox"/>	Narrow Handrim position no cut	Full tab	NC
HR30	<input type="checkbox"/>	Narrow Handrim position with cut <sup>3</sup>	Short tab 2 positions	\$29
HR31	<input type="checkbox"/>	Super Narrow Handrim <sup>3</sup>	Short tab 2 positions STD <input type="checkbox"/> Short tab 1 position <input type="checkbox"/>	\$29
THUMB PIECE SELECTION FOR NATURAL FIT, SURGE, SURGE LT HANDRIMS				
HR23	<input type="checkbox"/>	Standard grip		\$200
HR27	<input type="checkbox"/>	Super grip		\$230
HR099	<input type="checkbox"/>	Omit thumb piece		NC

3- Only available with Aluminum and Air Grip handrims;

AXLES				
AX01	<input type="checkbox"/>	Quick release axle		STD
AX03	<input type="checkbox"/>	Quad release axle		\$180

REAR WHEEL CAMBER				
CM00	<input type="checkbox"/>	0° camber		STD
CM02	<input type="checkbox"/>	2° camber		NC
CM04	<input type="checkbox"/>	4° camber		NC
CM06	<input type="checkbox"/>	6° camber		NC
CM08	<input type="checkbox"/>	8° camber		NC

CENTER OF GRAVITY	
Specify the position of rear wheel axle plate: Measure distance from front of back post to center of axle receiver.	
0 - 6" range	Set At: _____ (inches)
If not indicated, default setting is at 2.5"	
Motion Composites will select the closest possible center of gravity (COG) if an issue arises with the COG	



WHEEL LOCK					
WL08	<input type="checkbox"/>	Newton wheel lock - push to lock			STD
WL14	<input type="checkbox"/>	6" removable extension handle for push to lock			\$73
WL16	<input type="checkbox"/>	Aluminum push to lock with extensions			\$73
WL02	<input type="checkbox"/>	Pull to lock			NC
WL04	<input type="checkbox"/>	Newton grade aid push to lock <i>(Works best with pneumatic or high pressure tire)</i>		WAMR	\$185
WL13	<input type="checkbox"/>	6" removable extension handle for pull to lock and grade aid			\$73
WL05	<input type="checkbox"/>	Scissors lock			\$185
WL99	<input type="checkbox"/>	Omit wheel locks			NC

### Armrests

HEIGHT ADJUSTABLE "T" ARMREST <sup>1</sup>					
AR13-610	<input type="checkbox"/>	10" Desk length armpad <sup>3</sup>	6" - 10"		\$380
AR03-812	<input type="checkbox"/>	10" Desk length armpad	8" - 12"		\$380
AR03-1014	<input type="checkbox"/>	10" Desk length armpad	10" - 14"		\$380
AR14-610	<input type="checkbox"/>	14" Full length armpad <sup>3</sup>	6" - 10"		\$380
AR04-812	<input type="checkbox"/>	14" Full length armpad	8" - 12"		\$380
AR04-1014	<input type="checkbox"/>	14" Full length armpad	10" - 14"		\$380

HEIGHT ADJUSTABLE SWING AWAY ARMREST <sup>2</sup>					
AR05	<input type="checkbox"/>	Tubular armrest - short pad		8" - 11"	\$315
AR23	<input type="checkbox"/>	Tubular armrest - long pad		8" - 11"	\$315
AR06	<input type="checkbox"/>	10" Desk length flat armpad		8" - 11"	\$315
AR17	<input type="checkbox"/>	14" Full length flat armpad		8" - 11"	\$315
AR99	<input type="checkbox"/>	Omit armrest			NC

*1- May have 1/2" adjustment restriction on both limits of the range; 2- not available with the Ultralight non-locking backrest; 3- May have some restriction with seat-to-floor height and rear wheel*

SIDE GUARDS <i>(not available with "T" Armrest)</i>					
SG01	<input type="checkbox"/>	Plastic side guards <i>(removable)</i>		WAMV	\$235
SG03	<input type="checkbox"/>	Carbon fiber side guards <i>(removable)</i>		WAMV	\$320
SG06	<input type="checkbox"/>	Plastic fender side guards - straight bracket <i>(removable)</i>		WAMV	\$340
SG08	<input type="checkbox"/>	Plastic fender side guards - offset bracket <i>(removable)</i> <sup>1</sup>		WAMV	\$340
SG04	<input type="checkbox"/>	Carbon fiber fender side guards <i>(removable)</i>		WAMV	\$510
SG99	<input type="checkbox"/>	Omit side guards			NC

SIDE GUARDS OPTION					
SG07	<input type="checkbox"/>	Side guard clip <i>(pair)</i>			NC

*1- only compatible with 0° and 2° camber; Increase distance between fender side guards by 1 1/8"*

POSITIONING BELT					
SB01-S	<input type="checkbox"/>	Velcro adjustable - <b>Standard 35"</b> <sup>1</sup>			\$50
SB01-L	<input type="checkbox"/>	Velcro adjustable - <b>Long 60"</b>			\$50
SB02-S	<input type="checkbox"/>	Auto buckle - <b>Standard 35"</b> <sup>1</sup>			\$60
SB02-L	<input type="checkbox"/>	Auto buckle - <b>Long 60"</b>			\$60
SB04-M	<input type="checkbox"/>	BodyPoint Hip Belt - 2 point not padded - <b>Medium 56"</b>			\$95
SB04-L	<input type="checkbox"/>	BodyPoint Hip Belt - 2 point not padded - <b>Long 61"</b>			\$95
SB05-S	<input type="checkbox"/>	BodyPoint Hip Belt - 2 point padded - <b>Small 51"</b>		SERND0030	\$185
SB05-M	<input type="checkbox"/>	BodyPoint Hip Belt - 2 point padded - <b>Medium 56"</b>		SERND0030	\$185
SB05-L	<input type="checkbox"/>	BodyPoint Hip Belt - 2 point padded - <b>Long 61"</b>		SERND0030	\$185
SB06-S	<input type="checkbox"/>	BodyPoint Hip Belt - 4 point padded - <b>Small 51"</b>		SERND0020	\$210
SB06-M	<input type="checkbox"/>	BodyPoint Hip Belt - 4 point padded - <b>Medium 56"</b>		SERND0020	\$210
SB06-L	<input type="checkbox"/>	BodyPoint Hip Belt - 4 point padded - <b>Long 61"</b>		SERND0020	\$210
SB03	<input type="checkbox"/>	Hardware attachment for 2 extra points (1 pair)			\$15
SB08-M	<input type="checkbox"/>	BodyPoint EVOFLEX® Positioning Belt Rehab latch and Band Clamps - <b>Medium 18"</b>			\$355
SB08-L	<input type="checkbox"/>	BodyPoint EVOFLEX® Positioning Belt Rehab latch and Band Clamps - <b>Long 24"</b>			\$355
SB99	<input type="checkbox"/>	Omit positioning belt			STD

*1- Not available with wheelchair width of 18" and more*

ACCESSORIES					
AC03	<input type="checkbox"/>	Anti-tippers			\$120
AC06	<input type="checkbox"/>	Cane and crutch holder	Left <input type="checkbox"/>	Right <input type="checkbox"/>	\$115
AC08	<input type="checkbox"/>	Spoke guards <sup>1</sup>		Available: 20", 22", 24", 26"	\$155
AC10	<input type="checkbox"/>	Seat pouch			\$100
AC30	<input type="checkbox"/>	Newton multi-purpose pouch			\$75
AC26	<input type="checkbox"/>	BodyPoint Mobility Bag			\$145
AC23	<input type="checkbox"/>	Newton Backpack			\$130
AC13	<input type="checkbox"/>	Tool kit			\$55
AC16	<input type="checkbox"/>	Motion Composites Polo Shirt	W/S <input type="checkbox"/>	W/M <input type="checkbox"/>	W/L <input type="checkbox"/>
			M/S <input type="checkbox"/>	M/M <input type="checkbox"/>	M/L <input type="checkbox"/>
				M/XL <input type="checkbox"/>	M/XXL <input type="checkbox"/>
					M/XXXL <input type="checkbox"/>
					\$36


*1- Not available with Mag wheels and Spinergy*

Colors																					
Options <sup>1</sup>	Black	High Gloss Carbon Fiber	Sunkissed Orange	Burgundy	Sapphire Blue	Monster Green	Charcoal	Fuchsia	Steel Blue	Ferrari Red	Acid Green	Electric Purple	Caribbean Blue	White	Pink Pearl	Plum Purple	Sky Blue	Black Cherry	Khaki Green (matte)	Desert Sand (matte)	
AirGrip	<input type="checkbox"/> \$160		<input type="checkbox"/>	<input type="checkbox"/>	<input type="checkbox"/>	<input type="checkbox"/>	<input type="checkbox"/>	<input type="checkbox"/>	<input type="checkbox"/>	<input type="checkbox"/>	<input type="checkbox"/>	<input type="checkbox"/>	<input type="checkbox"/>	<input type="checkbox"/>	<input type="checkbox"/>	<input type="checkbox"/>	<input type="checkbox"/>	<input type="checkbox"/>	<input type="checkbox"/>	<input type="checkbox"/>	\$350
Carbon Fiber Frame		<input type="checkbox"/> STD	<input type="checkbox"/>	<input type="checkbox"/>	<input type="checkbox"/>	<input type="checkbox"/>	<input type="checkbox"/>	<input type="checkbox"/>	<input type="checkbox"/>	<input type="checkbox"/>	<input type="checkbox"/>	<input type="checkbox"/>	<input type="checkbox"/>	<input type="checkbox"/>	<input type="checkbox"/>	<input type="checkbox"/>	<input type="checkbox"/>	<input type="checkbox"/>	<input type="checkbox"/>	<input type="checkbox"/>	NC
Camber Tube	<input type="checkbox"/> STD/NC		<input type="checkbox"/>	<input type="checkbox"/>	<input type="checkbox"/>	<input type="checkbox"/>	<input type="checkbox"/>	<input type="checkbox"/>	<input type="checkbox"/>	<input type="checkbox"/>	<input type="checkbox"/>	<input type="checkbox"/>	<input type="checkbox"/>	<input type="checkbox"/>	<input type="checkbox"/>	<input type="checkbox"/>	<input type="checkbox"/>	<input type="checkbox"/>	<input type="checkbox"/>	<input type="checkbox"/>	\$75
Highlight <sup>3</sup>	<input type="checkbox"/>		<input type="checkbox"/>					<input type="checkbox"/>		<input type="checkbox"/>				<input type="checkbox"/>			<input type="checkbox"/>				NC
FC99 <sup>2</sup>	<input type="checkbox"/>	Custom Color	<a href="#">Specify PPG Paintit color:</a>															<i>additional 10 days lead-time</i>	\$422		


<sup>1</sup>- Color representation may vary from one monitor to another. Therefore, the actual paint color on your wheelchair might differ slightly from what you see on your screen.;  
 Finish between Airgrip and frame might be different;

<sup>2</sup>- Only available with carbon fiber upgrade; <sup>3</sup>- To see different highlight, visit our website: [https://www.motioncomposites.com/en\\_co/products/rigid-wheelchairs/apex-c](https://www.motioncomposites.com/en_co/products/rigid-wheelchairs/apex-c)


**Notes :**

 NXCAF <sub>F</sub> _ _ _ _ (W" x D")	<b>WIDTH</b>										
	<b>DEPTH</b>	<b>12"</b>	<b>12"</b>	<b>13"</b>	<b>14"</b>	<b>15"</b>	<b>16"</b>	<b>17"</b>	<b>18"</b>	<b>19"</b>	<b>20"</b>
		<b>12"</b>	\$625	\$625	\$625						
		<b>14"</b>	\$625	\$625	\$625						
		<b>15"</b>		\$625	\$625	\$625					
		<b>16"</b>		\$625	\$625	\$625	\$625	\$625	\$625	\$655	\$655
		<b>17"</b>				\$625	\$625	\$625	\$625	\$655	\$655
		<b>18"</b>				\$625	\$625	\$625	\$625	\$655	\$655
		<b>19"</b>				\$625	\$625	\$625	\$625	\$655	\$655
		<b>20"</b>				\$625	\$625	\$625	\$655	\$655	\$655
Option: Change cover for incontinent / infection control outer cover										\$N/C	

**SEATING AND CUSHION ACCESSORIES**


	Model #	Description	Fits Back Width	\$	QTY
	RSSI 1600	Solid Seat Insert	Fits cushions 16" & 17" wide (40.6 & 43.2 cm) and 14"-18" deep (35.6-45.7 cm)	80	
	RSSI 1600	Solid Seat Insert	Fits cushions 18" & 19" wide (45.7 & 48.3 cm) and 14"-18" deep (35.6-45.7 cm)	80	
	RSSI 1600	Solid Seat Insert	Fits cushions 20"-22" wide (50.8-55.9 cm) and 18"-20" deep (45.7-50.8 cm)	80	

THORACIC SHAPE



**Optima™ THORACIC BACK SUPPORT**  
CARBON FIBER SHELL (WEIGHT SAVINGS - 1lb)

Fits Width	Height	Model # CARBON FIBER	\$ CARBON	Model # Aluminum	\$ Aluminum
13"-15"	7"			NOACB1307	\$725
13"-15"	9"			NOACB1309	\$725
13"-15"	13"			NOACB1313	\$725
13"-15"	16"			NOACB1316	\$725
14"-16"	7"			NOACB1407	\$725
14"-16"	9"	NOCFACB1409	\$1150	NOACB1409	\$725
14"-16"	13"	NOCFACB1413	\$1150	NOACB1413	\$725
14"-16"	16"	NOCFACB1416	\$1150	NOACB1416	\$725
15"-17"	7"			NOACB1507	\$725
15"-17"	9"	NOCFACB1509	\$1150	NOACB1509	\$725
15"-17"	13"	NOCFACB1513	\$1150	NOACB1513	\$725
15"-17"	16"	NOCFACB1516	\$1150	NOACB1516	\$725
16"-18"	7"			NOACB1607	\$725
16"-18"	9"	NOCFACB1609	\$1150	NOACB1609	\$725
16"-18"	13"	NOCFACB1613	\$1150	NOACB1613	\$725
16"-18"	16"	NOCFACB1616	\$1150	NOACB1616	\$725
17"-19"	7"			NOACB1707	\$725
17"-19"	9"	NOCFACB1709	\$1150	NOACB1709	\$725
17"-19"	13"	NOCFACB1713	\$1150	NOACB1713	\$725
17"-19"	16"	NOCFACB1716	\$1150	NOACB1716	\$725
18"-20"	7"			NOACB1807	\$725
18"-20"	9"	NOCFACB1809	\$1150	NOACB1809	\$725
18"-20"	13"	NOCFACB1813	\$1150	NOACB1813	\$725
18"-20"	16"	NOCFACB1816	\$1150	NOACB1816	\$725
20"-22"	7"			NOACB2007	\$725
20"-22"	9"	NOCFACB2009	\$1150	NOACB2009	\$725
20"-22"	13"	NOCFACB2013	\$1150	NOACB2013	\$725
20"-22"	16"	NOCFACB2016	\$1150	NOACB2016	\$725



**Optima™ DEEP THORACIC BACK SUPPORT**  
CARBON FIBER SHELL (WEIGHT SAVINGS - 1lb)

Fits Width	Height	Model # CARBON FIBER	\$ CARBON	Model # Aluminum	\$ Aluminum
13"-15"	7"			NOPCB1307	\$825
13"-15"	9"			NOPCB1309	\$825
13"-15"	13"			NOPCB1313	\$825
13"-15"	16"			NOPCB1316	\$825
14"-16"	7"			NOPCB1407	\$825
14"-16"	9"	NOCFPCB1409	\$1250	NOPCB1409	\$825
14"-16"	13"	NOCFPCB1413	\$1250	NOPCB1413	\$825
14"-16"	16"	NOCFPCB1416	\$1250	NOPCB1416	\$825
15"-17"	7"			NOPCB1507	\$825
15"-17"	9"	NOCFPCB1509	\$1250	NOPCB1509	\$825
15"-17"	13"	NOCFPCB1513	\$1250	NOPCB1513	\$825
15"-17"	16"	NOCFPCB1516	\$1250	NOPCB1516	\$825
16"-18"	7"			NOPCB1607	\$825
16"-18"	9"	NOCFPCB1609	\$1250	NOPCB1609	\$825
16"-18"	13"	NOCFPCB1613	\$1250	NOPCB1613	\$825
16"-18"	16"	NOCFPCB1616	\$1250	NOPCB1616	\$825
17"-19"	7"			NOPCB1707	\$825
17"-19"	9"	NOCFPCB1709	\$1250	NOPCB1709	\$825
17"-19"	13"	NOCFPCB1713	\$1250	NOPCB1713	\$825
17"-19"	16"	NOCFPCB1716	\$1250	NOPCB1716	\$825
18"-20"	7"			NOPCB1807	\$825
18"-20"	9"	NOCFPCB1809	\$1250	NOPCB1809	\$825
18"-20"	13"	NOCFPCB1813	\$1250	NOPCB1813	\$825
18"-20"	16"	NOCFPCB1816	\$1250	NOPCB1816	\$825
20"-22"	7"			NOPCB2007	\$825
20"-22"	9"	NOCFPCB2009	\$1250	NOPCB2009	\$825
20"-22"	13"	NOCFPCB2013	\$1250	NOPCB2013	\$825
20"-22"	16"	NOCFPCB2016	\$1250	NOPCB2016	\$825

ITEM	WIDTH X DEPTH	\$	QTY	ITEM	WIDTH X DEPTH	\$	QTY
Replacement Cover & Foam	NOACB _ _ _ _	130		Replacement Cover & Foam	NOPCB _ _ _ _	130	


PLEASE NOTE: Each back will fit widths up to 2" wider.

**BACK SUPPORT HARDWARE OPTIONS**

All backs come STANDARD with QuickRelease Mounting Hardware. The following are fixed hardware options available at no charge when ordered with a back support.

Model #	Description	Weight of Hardware Only	✓
	QuickFit Quick Release Hardware System	STANDARD (2 LBS)	STANDARD
NIB-1642	Micro Mount 2 point fixed hardware. Back width needs to match chair width	Weight savings of 1.4 lb over STANDARD	
NIB-1207	2 point fixed hardware. Width expandable to fit 3 sizes of chair	Weight savings of 1.0 lb over STANDARD	

**BACK SUPPORT ACCESSORIES**

	Model #	Description	Fits Back Width	\$	QTY
	Custom - Cover	Optional Infection Control Wipe Down Back Support Cover	Specify back model # when ordering		205
NIB-1938	Extra Small Privacy Flap for 11" - 13" wide back supports	11" - 13" (27.9 - 33.0)		70	
NIB-1078	Small Privacy Flap for 14"-16" wide back supports	14" - 16" (35.6-40.6 cm)		70	
NIB-1079	Medium Flap for 17"-19" wide back supports	17" - 19" (43.2-48.3 cm)		70	
NIB-1080	Large Privacy Flap for 20"-22" wide back supports	20" - 22" (50.8-55.9 cm)		70	
NIB-1081	Extra Large Privacy Flap for 23" - 26" wide back supports	23" - 26" (58.4 - 66.0 cm)		70	

ALL PRICES QUOTED IN CDN. PRICES ARE SUBJECT TO CHANGE WITHOUT NOTICE.

For additional NXT models, sizes and hardware not shown, please refer to the complete NXT Seating Order Form at [www.motioncomposites.com](http://www.motioncomposites.com)