

COMPANY \_\_\_\_\_ SHIP TO \_\_\_\_\_

DATE \_\_\_\_\_ NAME \_\_\_\_\_ PHONE \_\_\_\_\_

CONTACT NAME \_\_\_\_\_ ADDRESS \_\_\_\_\_

EMAIL \_\_\_\_\_ CITY \_\_\_\_\_ STATE \_\_\_\_\_ ZIP \_\_\_\_\_



**Optima™ THORACIC BACK SUPPORT**  
 CARBON FIBRE SHELL = WEIGHT SAVINGS UP TO 2.4 LBS  
 WITH FIXED MICRO-MOUNT HARDWARE OPTION

Has a 3" (7.6 cm) mild thoracic contour. Weight capacity for backs up to 20" (50.8 cm) is 300lbs (136 kg), for 22" (55.9 cm) and larger is 400lbs (181.5 kg). When using 4-Point Fixed Mount Hardware, 23" (58.4 cm) and larger have a weight capacity of 550lbs.



**Optima™ DEEP THORACIC BACK SUPPORT**  
 CARBON FIBRE SHELL = WEIGHT SAVINGS UP TO 2.4 LBS  
 WITH FIXED MICRO-MOUNT HARDWARE OPTION

Has a depth adjustable deep thoracic contour of 5.5" - 7" (14-17.8 cm). Weight capacity for backs up to 20" (50.8 cm) is 300lbs (136 kg), for 22" (55.9 cm) and larger is 400lbs (181.5 kg). When using four point fixed mount hardware, 23" (58.4 cm) and larger have a weight capacity of 550Lbs.

THORACIC SHAPE

MODEL NO. CARBON FIBRE	MODEL NO. ALUMINUM	WIDTH	HEIGHT	\$ CARBON	QTY	\$ ALUMINUM	QTY
	NOACB1307	13"	7"			695	
	NOACB1309	13"	9"			695	
	NOACB1313	13"	13"			695	
	NOACB1316	13"	16"			695	
	NOACB1407	14"	7"			695	
NOCFACB1409	NOACB1409	14"	9"	895		695	
NOCFACB1413	NOACB1413	14"	13"	925		695	
NOCFACB1416	NOACB1416	14"	16"	960		695	
	NOACB1507	15"	7"			695	
NOCFACB1509	NOACB1509	15"	9"	895		695	
NOCFACB1513	NOACB1513	15"	13"	925		695	
NOCFACB1516	NOACB1516	15"	16"	960		695	
	NOACB1607	16"	7"			695	
NOCFACB1609	NOACB1609	16"	9"	895		695	
NOCFACB1613	NOACB1613	16"	13"	925		695	
NOCFACB1616	NOACB1616	16"	16"	960		695	
	NOACB1619	16"	19"			695	
	NOACB1707	17"	7"			695	
NOCFACB1709	NOACB1709	17"	9"	895		695	
NOCFACB1713	NOACB1713	17"	13"	925		695	
NOCFACB1716	NOACB1716	17"	16"	960		695	
	NOACB1719	17"	19"			695	
	NOACB1807	18"	7"			695	
NOCFACB1809	NOACB1809	18"	9"	895		695	
NOCFACB1813	NOACB1813	18"	13"	925		695	
NOCFACB1816	NOACB1816	18"	16"	960		695	
	NOACB1819	18"	19"			695	
	NOACB1916	19"	16"			695	
	NOACB1919	19"	19"			695	

MODEL NO. CARBON FIBRE	MODEL NO. ALUMINUM	WIDTH	HEIGHT	\$ CARBON	QTY	\$ ALUMINUM	QTY
	NOPCB1307	13"	7"			695	
	NOPCB1309	13"	9"			695	
	NOPCB1313	13"	13"			695	
	NOPCB1316	13"	16"			695	
	NOPCB1407	14"	7"			695	
NOCFPCB1409	NOPCB1409	14"	9"	995		695	
NOCFPCB1413	NOPCB1413	14"	13"	1015		695	
NOCFPCB1416	NOPCB1416	14"	16"	1055		695	
	NOPCB1507	15"	7"			695	
NOCFPCB1509	NOPCB1509	15"	9"	995		695	
NOCFPCB1513	NOPCB1513	15"	13"	1015		695	
NOCFPCB1516	NOPCB1516	15"	16"	1055		695	
	NOPCB1607	16"	7"			695	
NOCFPCB1609	NOPCB1609	16"	9"	995		695	
NOCFPCB1613	NOPCB1613	16"	13"	1015		695	
NOCFPCB1616	NOPCB1616	16"	16"	1055		695	
	NOPCB1619	16"	19"			695	
	NOPCB1707	17"	7"			695	
NOCFPCB1709	NOPCB1709	17"	9"	995		695	
NOCFPCB1713	NOPCB1713	17"	13"	1015		695	
NOCFPCB1716	NOPCB1716	17"	16"	1055		695	
	NOPCB1719	17"	19"			695	
	NOPCB1807	18"	7"			695	
NOCFPCB1809	NOPCB1809	18"	9"	995		695	
NOCFPCB1813	NOPCB1813	18"	13"	1015		695	
NOCFPCB1816	NOPCB1816	18"	16"	1055		695	
	NOPCB1819	18"	19"			695	
	NOPCB1916	19"	16"			695	
	NOPCB1919	19"	19"			695	

ITEM	WIDTH X DEPTH	\$	QTY
Replacement cover & foam	__ X __	130	

ITEM	WIDTH X DEPTH	\$	QTY
Replacement cover & foam	__ X __	130	

PLEASE NOTE: Each back will fit widths up to 2" wider.

**Optima™ THORACIC BACK SUPPORT**

**Optima™ DEEP THORACIC BACK SUPPORT**

THORACIC SHAPE

MODEL NO. CARBON FIBRE	MODEL NO. ALUMINUM	WIDTH	HEIGHT	\$ CARBON	QTY	\$ ALUMINUM	QTY
	NOACB2007	20"	7"			695	
NOCFACB2009	NOACB2009	20"	9"	895		695	
NOCFACB2013	NOACB2013	20"	13"	925		695	
NOCFACB2016	NOACB2016	20"	16"	960		695	
	NOACB2019	20"	19"			695	
N/A	NOACB2116	21"	16"	N/A		695	
N/A	NOACB2119	21"	19"	N/A		695	
N/A	NOACB2213	22"	13"	N/A		745	
N/A	NOACB2216	22"	16"	N/A		745	
N/A	NOACB2219	22"	19"	N/A		745	
N/A	NOACB2316	23"	16"	N/A		745	
N/A	NOACB2319	23"	19"	N/A		745	
N/A	NOACB2416	24"	16"	N/A		745	
N/A	NOACB2419	24"	19"	N/A		745	
N/A	NOACB2516	25"	16"	N/A		745	
N/A	NOACB2519	25"	19"	N/A		745	
N/A	NOACB2616	26"	16"	N/A		745	
N/A	NOACB2619	26"	19"	N/A		745	
N/A	NOACB2716	27"	16"	N/A		745	
N/A	NOACB2719	27"	19"	N/A		745	
N/A	NOACB2816	28"	16"	N/A		745	
N/A	NOACB2819	28"	19"	N/A		745	
N/A	NOACB2916	29"	16"	N/A		745	
N/A	NOACB2919	29"	19"	N/A		745	

MODEL NO. CARBON FIBRE	MODEL NO. ALUMINUM	WIDTH	HEIGHT	\$ CARBON	QTY	\$ ALUMINUM	QTY
	NOPCB2007	20"	7"			695	
NOCFPCB2009	NOPCB2009	20"	9"	995		695	
NOCFPCB2013	NOPCB2013	20"	13"	1015		695	
NOCFPCB2016	NOPCB2016	20"	16"	1055		695	
	NOPCB2019	20"	19"			695	
N/A	NOPCB2116	21"	16"	N/A		695	
N/A	NOPCB2119	21"	19"	N/A		695	
N/A	NOPCB2213	22"	13"	N/A		745	
N/A	NOPCB2216	22"	16"	N/A		745	
N/A	NOPCB2219	22"	19"	N/A		745	
N/A	NOPCB2316	23"	16"	N/A		745	
N/A	NOPCB2319	23"	19"	N/A		745	
N/A	NOPCB2416	24"	16"	N/A		745	
N/A	NOPCB2419	24"	19"	N/A		745	
N/A	NOPCB2516	25"	16"	N/A		745	
N/A	NOPCB2519	25"	19"	N/A		745	
N/A	NOPCB2616	26"	16"	N/A		745	
N/A	NOPCB2619	26"	19"	N/A		745	
N/A	NOPCB2716	27"	16"	N/A		745	
N/A	NOPCB2719	27"	19"	N/A		745	
N/A	NOPCB2816	28"	16"	N/A		745	
N/A	NOPCB2819	28"	19"	N/A		745	
N/A	NOPCB2916	29"	16"	N/A		745	
N/A	NOPCB2919	29"	19"	N/A		745	

ITEM	WIDTH X DEPTH	\$	QTY
Replacement cover & foam	__ X __	130	

ITEM	WIDTH X DEPTH	\$	QTY
Replacement cover & foam	__ X __	130	

PLEASE NOTE: Each back will fit widths up to 2" wider.

**Xtend™ HEIGHT ADJUSTABLE THORACIC BACK SUPPORT**

- Step-less height adjustable range from 16"-20" (40.6-50.8 cm) with a mild, 3.5" (8.9 cm) thoracic lateral contour.
- Weight capacity for backs up to 20" (40.6 cm) is 300lbs (136 kg), for 22" (55.9 cm) and larger is 400lbs (181.5 kg).

MODEL NO.	WIDTH	HEIGHT	\$	QTY
NHAACB1616/20	16"	16"-20"	695	
NHAACB1816/20	18"	16"-20"	695	
NHAACB2016/20	20"	16"-20"	695	
NHAACB2216/20	22"	16"-20"	745	
NHAACB2416/20	24"	16"-20"	745	
Optional: Change cover for incontinent/infection control cover				

ITEM	WIDTH X DEPTH	\$	QTY
Replacement Cover & Foam	__ x __	130	

**Xtend™ DEEP HEIGHT ADJUSTABLE THORACIC BACK SUPPORT**


- Step-less height adjustable range from 16"-20" (40.6-50.8 cm) with a 5.5"-7" (14-17.8 cm) depth adjustable thoracic lateral contour.
- Weight capacity for backs up to 20" (40.6 cm) is 300lbs (136 kg), for 22" (55.9 cm) and larger is 400lbs (181.5 kg).

MODEL NO.	WIDTH	HEIGHT	\$	QTY
NHAPCB1616/20	16"	16"-20"	695	
NHAPCB1816/20	18"	16"-20"	695	
NHAPCB2016/20	20"	16"-20"	695	
NHAPCB2216/20	22"	16"-20"	745	
NHAPCB2416/20	24"	16"-20"	745	
Optional: Change cover for incontinent/infection control cover				

ITEM	WIDTH X DEPTH	\$	QTY
Replacement Cover & Foam	__ x __	130	

### Xtend™ LOW HEIGHT ADJUSTABLE THORACIC BACK SUPPORT

- Step-less height adjustable range from 13"-17" (33-43.2 cm) with a mild, 3.5" (8.9 cm) thoracic lateral contour.
- Weight capacity for backs up to 20" (50.8 cm) is 300lbs (136 kg), for 22" (55.9 cm) and larger is 400lbs (181.5 kg).


	MODEL NO.	WIDTH	HEIGHT	\$	QTY
	NHAACB (L) 1213/17	12"	13"-17"	695	
	NHAACB (L) 1413/17	14"	13"-17"	695	
	NHAACB (L) 1613/17	16"	13"-17"	695	
	NHAACB (L) 1813/17	18"	13"-17"	695	
	NHAACB (L) 2013/17	20"	13"-17"	745	
	NHAACB (L) 2213/17	22"	13"-17"	745	
	Optional: Change cover for incontinent/infection control cover				

ITEM	WIDTH X DEPTH	\$	QTY
Replacement Cover & Foam	__ __ x __ __	130	

\*\* 12" Wide Xtend LOW does not come with one hand release

### Xtend™ LOW DEEP HEIGHT ADJUSTABLE THORACIC BACK SUPPORT


- Step-less height adjustable range from 13"-17" (33-43.2 cm) with a 5.5"-7" (14- 17.8 cm) depth adjustable thoracic lateral contour.
- Weight capacity for backs up to 20" (50.8 cm) is 300lbs (136 kg), for 22" (55.9 cm) and larger is 400lbs (181.5 kg).

	MODEL NO.	WIDTH	HEIGHT	\$	QTY
	NHAPCB (L) 1213/17	12"	13"-17"	695	
	NHAPCB (L) 1413/17	14"	13"-17"	695	
	NHAPCB (L) 1613/17	16"	13"-17"	695	
	NHAPCB (L) 1813/17	18"	13"-17"	695	
	NHAPCB (L) 2013/17	20"	13"-17"	745	
	NHAPCB (L) 2213/17	22"	13"-17"	745	
	Optional: Change cover for incontinent/infection control cover				

ITEM	WIDTH X DEPTH	\$	QTY
Replacement Cover & Foam	__ __ x __ __	130	

### Classic™ PELVIC BACK SUPPORT

- Has a 3" (7.6 cm) mild pelvic contour.
- Weight capacity for backs up to 20" (50.8 cm) is 300lbs (136 kg), for 22" (55.9 cm) and larger is 400lbs (181.5 kg).

	MODEL NO.	WIDTH	HEIGHT	\$	QTY
	NACB1616	16"	16"	695	
	NACB1618	16"	18"	695	
	NACB1620	16"	20"	695	
	NACB1816	18"	16"	695	
	NACB1818	18"	18"	695	
	NACB1820	18"	20"	695	
	NACB2016	20"	16"	695	
	NACB2018	20"	18"	695	
	NACB2020	20"	20"	695	
	NACB2216	22"	16"	745	
	NACB2218	22"	18"	745	
	NACB2220	22"	20"	745	

ITEM	WIDTH X DEPTH	\$	QTY
Replacement Cover & Foam	NACB __ __ x __ __	130	

PLEASE NOTE: Each back will fit widths up to 2" wider.

### Classic™ DEEP PELVIC BACK SUPPORT

- Has a depth adjustable deep pelvic contour of 5.5"- 7" (14-17.8 cm).
- Weight capacity for backs up to 20" (50.8 cm) is 300lbs (136 kg), for 22" (55.9 cm) and larger is 400lbs (181.5 kg).

	MODEL NO.	WIDTH	HEIGHT	\$	QTY
	NPCB1616	16"	16"	695	
	NPCB1618	16"	18"	695	
	NPCB1620	16"	20"	695	
	NPCB1816	18"	16"	695	
	NPCB1818	18"	18"	695	
	NPCB1820	18"	20"	695	
	NPCB2016	20"	16"	695	
	NPCB2018	20"	18"	695	
	NPCB2020	20"	20"	695	
	NPCB2216	22"	16"	745	
	NPCB2218	22"	18"	745	
	NPCB2220	22"	20"	745	

ITEM	WIDTH X DEPTH	\$	QTY
Replacement Cover & Foam	NPCB __ __ x __ __	130	

**üFit™ CUSTOMIZABLE PELVIC BACK SUPPORT**

- Has a 6.25" contour (deduct 3.25" for foam cushioning).
- Designed for users with positioning needs due to spinal deformities including Kyphosis, Scoliosis and Lordosis
- Weight capacity for backs up to 20" is 300lbs. For 22" and larger is 400lbs.

MODEL NO.	Width	Height	\$	QTY
NOUFACB1416	14"	16"	940	
NOUFACB1418	14"	18"	940	
NOUFACB1420	14"	20"	940	
NOUFACB1616	16"	16"	940	
NOUFACB1618	16"	18"	940	
NOUFACB1620	16"	20"	940	
NOUFACB1816	18"	16"	940	
NOUFACB1818	18"	18"	940	
NOUFACB1820	18"	20"	940	
NOUFACB2016	20"	16"	940	
NOUFACB2018	20"	18"	940	
NOUFACB2020	20"	20"	940	
NOUFACB2216	22"	16"	1045	
NOUFACB2218	22"	18"	1045	
NOUFACB2220	22"	20"	1045	
Optional: Change cover for incontinent/infection control cover				

ITEM	WIDTH X DEPTH	\$	QTY
Replacement Cover & Foam	__ x __	130	

**üFit™ DEEP CUSTOMIZABLE PELVIC BACK SUPPORT**

- Has a 8.75" pelvic contour (deduct 3.25" for foam cushioning)
- Designed for users with positioning needs due to spinal deformities including Kyphosis, Scoliosis and Lordosis
- Weight capacity for backs up to 20" is 300lbs. For 22" and larger is 400lbs

MODEL NO.	Width	Height	\$	QTY
NOUFPCB1416	14"	16"	1040	
NOUFPCB1418	14"	18"	1040	
NOUFPCB1420	14"	20"	1040	
NOUFPCB1616	16"	16"	1040	
NOUFPCB1618	16"	18"	1040	
NOUFPCB1620	16"	20"	1040	
NOUFPCB1816	18"	16"	1040	
NOUFPCB1818	18"	18"	1040	
NOUFPCB1820	18"	20"	1040	
NOUFPCB2016	20"	16"	1040	
NOUFPCB2018	20"	18"	1040	
NOUFPCB2020	20"	20"	1040	
NOUFPCB2216	22"	16"	1255	
NOUFPCB2218	22"	18"	1255	
NOUFPCB2220	22"	20"	1255	
Optional: Change cover for incontinent/infection control cover				

ITEM	WIDTH X DEPTH	\$	QTY
Replacement Cover & Foam	__ x __	130	

**üFit™ II CUSTOMIZABLE THORACIC BACK SUPPORT**

- Has a 7.75" (19.6 cm) thoracic contour (deduct 3.25" (8.3 cm) for foam cushioning).
- Designed for users with positioning needs due to spinal deformities including Kyphosis, Scoliosis and Lordosis
- Weight capacity for backs up to 20" (50.8 cm) is 300lbs (136 kg), for 22" (55.9 cm) and larger is 400lbs (181.5 kg).

MODEL NO.	Width	Height	\$	QTY
NOUFXACB1416	14"	16"	955	
NOUFXACB1418	14"	18"	955	
NOUFXACB1420	14"	20"	955	
NOUFXACB1616	16"	16"	955	
NOUFXACB1618	16"	18"	955	
NOUFXACB1620	16"	20"	955	
NOUFXACB1816	18"	16"	955	
NOUFXACB1818	18"	18"	955	
NOUFXACB1820	18"	20"	955	
NOUFXACB2016	20"	16"	955	
NOUFXACB2018	20"	18"	955	
NOUFXACB2020	20"	20"	955	
NOUFXACB2216	22"	16"	1045	
NOUFXACB2218	22"	18"	1045	
NOUFXACB2220	22"	20"	1045	
Optional: Change cover for incontinent/infection control cover				

ITEM	WIDTH X DEPTH	\$	QTY
Replacement Cover & Foam	__ x __	130	

**üFit™ II DEEP CUSTOMIZABLE THORACIC BACK SUPPORT**

- Has a 8.75" (22.2 cm) pelvic contour (deduct 3.25" (8.3 cm) for foam cushioning)
- Designed for users with positioning needs due to spinal deformities including Kyphosis, Scoliosis and Lordosis
- Weight capacity for backs up to 20" (50.8 cm) is 300lbs (136 kg), for 22" (55.9 cm) and larger is 400lbs (181.5 kg).

MODEL NO.	Width	Height	\$	QTY
NOUFXPCB1416	14"	16"	1095	
NOUFXPCB1418	14"	18"	1095	
NOUFXPCB1420	14"	20"	1095	
NOUFXPCB1616	16"	16"	1095	
NOUFXPCB1618	16"	18"	1095	
NOUFXPCB1620	16"	20"	1095	
NOUFXPCB1816	18"	16"	1095	
NOUFXPCB1818	18"	18"	1095	
NOUFXPCB1820	18"	20"	1095	
NOUFXPCB2016	20"	16"	1095	
NOUFXPCB2018	20"	18"	1095	
NOUFXPCB2020	20"	20"	1095	
NOUFXPCB2216	22"	16"	1255	
NOUFXPCB2218	22"	18"	1255	
NOUFXPCB2220	22"	20"	1255	
Optional: Change cover for incontinent/infection control cover				

ITEM	WIDTH X DEPTH	\$	QTY
Replacement Cover & Foam	__ x __	130	

## ÜFIT™ BACK SUPPORT OPTIONS

MODEL NO.	FITS WHEELCHAIR WIDTH	BACK HEIGHT	\$	QTY
UF Custom-Visco	Optional Visco gel mid section foam overlay	Specify Back Model # when ordering NOUF _ _ _ _ _	160	
NIB-1935	Pack of Polyurethane replacement 1" üCubes™ (Includes 10, 1"x2" dual üCube sets)	All ÜFit Back Supports	70	
NIB-1531	Pack of Polyurethane replacement 2" üCubes™ (Includes 10, 2"x2" dual üCube sets)	All ÜFit Back Supports	70	
NIB-1936	Pack of Polyurethane replacement 3" üCubes™ (includes 10, 3"x2" dual üCube sets)	All ÜFit Back Supports	70	

## Armadillo™ BACK SUPPORT

- Three-section modular shell designed to adjust to fit the unique contour of the user's spine
- Designed for users with kyphosis or other spinal deformities
- Weight capacity for backs up to 20" (50.8 cm) is 300lbs (136 kg), for 22" (55.9 cm) and larger is 400lbs (181.5 kg)
- Armadillo does not come with the One Hand Quick Release

MODEL NO.	WIDTH	HEIGHT	\$	QTY
NMAPSB14	14"-16"	16"	875	
NMAPSB16	16"-18"	16"	875	
NMAPSB18	18"-20"	18"	875	
NMAPSB18-TALL	18"-20"	20"	875	
NMAPSB20	20"-22"	18"	875	
NMAPSB20-TALL	20"-22"	20"	875	
NMAPSB22	22"-24"	18"	990	
NMAPSB22-TALL	22"-24"	20"	990	
NMAPSB24	24"-26"	18"	990	
NMAPSB24-TALL	24"-26"	20"	990	

## Armadillo™ ADDITIONAL LATERAL CONTOUR ADD-ON




MODEL NO.	\$	QTY
NIB-1937 - 2" Lateral Contour Add-On (Pair)	90	

CUSTOMIZABLE SHAPE



## BACK SUPPORT HARDWARE OPTIONS

- All Backs come standard with NIB-1004 Right and NIB-1178 Left, Quick Release Mounting Hardware Below are fixed hardware options available at no charge.
- Both the 2-point and 4-point fixed hardware have 1" depth adjustment. The 2-point fixed mount has 25 degrees of posterior & anterior angle adjustment, the 4-point hardware has an average of 15 degrees of posterior & anterior angle adjustment (varies, depending on spacing between the brackets).

DESCRIPTION	MODEL NO.	DESCRIPTION	OPTIMA™	OPTIMA™ CARBON	XTEND™	XTEND™ LOW	CLASSIC™	ARMADILLO	QTY
2-Point Fixed Hardware 	NIB-1207	2 Point fixed hardware	Optional 1	Optional	N/A	N/A	Optional 1	N/A	
2-Point Fixed Micro Mount Hardware 	NIB-1642*	Micro Mount 2 Point fixed hardware	Optional 2 & 3	Optional 2 & 3	N/A	N/A	N/A	N/A	
4-Point Fixed Hardware 	NIB-1969	4 Point fixed hardware	Optional 3	Optional 3	Optional 3 & 4	Optional 3 & 4	Optional 3	N/A	

NOTE: \* Must be ordered 2x to get the pair

- 1 - Use only on back supports with 16" (40.6cm) back height or lower. 2 - Use only on back supports with 13" (33cm) back height or lower.  
 3 - Not width adjustable - fits one back/chair width. 4 - Limits height adjustment to 3"

## BACK SUPPORT OPTIONS AND ACCESSORIES

MODEL	DESCRIPTION	FITS BACK WIDTH	\$	QTY
Custom - Visco	Custom Visco Gel Foam Option (Dual density 0.5" (1.3 cm) Polyurethane foam backing and 1" (2.5 cm) top layer of Visco gel foam)	Specify back model # when ordering	160	
Custom - Cover	Optional Infection Control Wipe Down Back Support Cover	Specify back model # when ordering	205	
NIB-0190	Pelvic-Lumbar Support Pads (PAIR)	All	32	
NIB-XXXXXX	Back Support Inner Incontinent Cover. <b>PLEASE NOTE:</b> Specify model and size in part number when ordering: i.e. For a Classic DEEP Back 1820 the part number is - NIB-CD1820		70	
NIB-0191	Small Lateral Support Pads (PAIR)	14"-16" (35.6-40.6 cm)	32	
NIB-0192	Large Lateral Support Pads (PAIR)	17"-22" (43.2-55.9 cm)	32	
NIB-1004	Mounting Hardware Clamp Kit, right	N/A	100	
NIB-1178	Mounting Hardware Clamp Kit, left	N/A	100	
NIB-1207	2-Point Fixed Mounting Hardware (PAIR). Use only on back supports with 16" (40.6 cm) back height or lower	14"-20" (35.5-50.8 cm)	100	
NIB-1642	2-Point Micro Mount Fixed Hardware (Kit of 4). Use only on back supports with 13" (33 cm) back height or lower. 2 each required when ordering for a complete back support.	14"-20" (35.5-50.8 cm)	50	
NIB-1969	4-Point Mount Fixed Hardware	N/A	100	
NIB-1077	Mounting Hardware Clamp Kit, right for Armadillo	N/A	100	
NIB-1189	Mounting Hardware Clamp Kit, left for Armadillo	N/A	100	
NIB-1938	Extra Small Privacy Flap for 11" - 13" wide back supports	11" - 13" (27.9 - 33.0)	70	
NIB-1078	Small Privacy Flap for 14"-16" wide back supports	14"-16" (35.6-40.6 cm)	70	
NIB-1079	Medium Flap for 17"-19" wide back supports	17"-19" (43.2-48.3 cm)	70	
NIB-1080	Large Privacy Flap for 20"-22" wide back supports	20"-22" (50.8-55.9 cm)	70	
NIB-1081	Extra Large Privacy Flap for 23" - 26" wide back supports	23" - 26" (58.4 - 66.0 cm)	70	
NIB-1174	Replacement One Hand Release Kit	14"-16" (35.6-40.6 cm)	45	
NIB-1051	Replacement One Hand Release Kit	16"-22" (40.6-55.9 cm)	47	
NIB-1053	Replacement One Hand Release Kit	22"-24" (55.9-61cm)	47	


## LATERAL TRUNK SUPPORTS FOR FIXED HEIGHT AND HEIGHT ADJUSTABLE BACK SUPPORTS

MODEL #	DESCRIPTION	\$	NEOPRENE COVER MODEL #   PRICE	REPLACEMENT PAD MODEL #   PRICE
NLAFS-NLPHS	Fixed short lateral support arm with small single pad	165	NIB-0572   \$40	NIB-0699   \$60
NLAFS-NLPHL	Fixed short lateral support arm with large single pad	165	NIB-0572   \$40	NIB-0698   \$60
NLASS-NLPSS	Swing away short lateral support arm with small pad	230	NIB-0572   \$40	NIB-0699   \$60
NLASS-NLPSL	Swing away short lateral support arm with large pad	230	NIB-0572   \$40	NIB-0698   \$60
NLASA-NLPSL	Swing away adjustable length lateral support arm with large pad	265	NIB-0572   \$40	NIB-0698   \$60
NLASA-NLPTSS	Swing away adjustable length lateral support arm small dual adjustable pad	\$265	NIB-0572   \$40	*NIB-0699   \$60

## MultiFit™ HEAD SUPPORT

			<b>MODEL NO.</b>	<b>MULTI-ADJUSTABLE PADS</b>	<b>\$</b>	<b>QTY</b>
Contoured (NIB-0785)	Large (NIB-0784)	Extra large (NIB-0818)	NIB-0785	9" x 5" CONTOURED	205	
			NIB-0784	10" x 5" LARGE RECTANGULAR	205	
			NIB-0818	14" x 5" EXTRA-LARGE RECTANGULAR	205	
			<b>MODEL NO.</b>	<b>FEATURES</b>	<b>\$</b>	<b>QTY</b>
			NIB-0747	MULTI-AXIS HARDWARE	150	
			NIB-0823	HEAD SUPPORT RECEIVER BRACKET	60	
			NIB-1306	FLIP BACK MULTI-AXIS HARDWARE	265	
			NIB-1210	FLIP BACK KIT	110	
			NIB-1200	UNIVERSAL HEAD SUPPORT ADAPTER	70	


## PRIVACY FLAP

	<b>MODEL NO.</b>	<b>DESCRIPTION</b>	<b>\$</b>	<b>QTY</b>
	NIB-1938	Extra Small Privacy Flap for 11" - 13" wide back supports	70	
	NIB-1078	Small Privacy Flap for 14"-16" wide back supports	70	
	NIB-1079	Medium Flap for 17"-19" wide back supports	70	
	NIB-1080	Large Privacy Flap for 20"-22" wide back supports	70	
	NIB-1081	Extra Large Privacy Flap for 23" - 26" wide back supports	70	



**BioFit™**

- Multi-layer Cushions that utilize Dynamic's smartGEL™ technology
- Multi-layer design provides deep immersion and support for medium to high skin protection
- Includes smartx3D outer cover and fluid proof inner cover.
- Weight capacity for 10"-20" (25.4-50.8 cm) cushions is 300lbs (136 kg), 22"-26" (55.9-61 cm) cushions is 400lbs (181.5 kg).
- Optional Incontinent / Infection Control Cover is a no charge alternative option when ordered with a cushion or back support. Specify model number when ordering.



NXT CUSHIONS

BIOFIT™	WIDTH	DEPTH	\$	QTY	BIOFIT™	WIDTH	DEPTH	\$	QTY
NXCABF1010	10"	10"	445		NXCABF1818	18"	18"	445	
NXCABF1012	10"	12"	445		NXCABF1820	18"	20"	480	
NXCABF1014	10"	14"	445		NXCABF1822	18"	22"	480	
NXCABF1210	12"	10"	445		NXCABF1916	19"	16"	480	
NXCABF1212	12"	12"	445		NXCABF1917	19"	17"	480	
NXCABF1214	12"	14"	445		NXCABF1918	19"	18"	480	
NXCABF1312	13"	12"	445		NXCABF1919	19"	19"	480	
NXCABF1314	13"	14"	445		NXCABF1920	19"	20"	480	
NXCABF1315	13"	15"	445		NXCABF2016	20"	16"	480	
NXCABF1316	13"	16"	445		NXCABF2017	20"	17"	480	
NXCABF1412	14"	12"	445		NXCABF2018	20"	18"	480	
NXCABF1414	14"	14"	445		NXCABF2020	20"	20"	480	
NXCABF1415	14"	15"	445		NXCABF2022	20"	22"	480	
NXCABF1416	14"	16"	445		NXCABF2116	21"	16"	480	
NXCABF1515	15"	15"	445		NXCABF2118	21"	18"	480	
NXCABF1516	15"	16"	445		NXCABF2120	21"	20"	480	
NXCABF1517	15"	17"	445		NXCABF2216	22"	16"	480	
NXCABF1518	15"	18"	445		NXCABF2218	22"	18"	480	
NXCABF1519	15"	19"	445		NXCABF2220	22"	20"	480	
NXCABF1520	15"	20"	445		NXCABF2222	22"	22"	480	
NXCABF1615	16"	15"	445		NXCABF2316	23"	16"	480	
NXCABF1616	16"	16"	445		NXCABF2318	23"	18"	480	
NXCABF1617	16"	17"	445		NXCABF2320	23"	20"	480	
NXCABF1618	16"	18"	445		NXCABF2416	24"	16"	480	
NXCABF1619	16"	19"	445		NXCABF2418	24"	18"	480	
NXCABF1620	16"	20"	445		NXCABF2420	24"	20"	480	
NXCABF1716	17"	16"	445		NXCABF2422	24"	22"	480	
NXCABF1717	17"	17"	445		NXCABF2616	26"	16"	520	
NXCABF1718	17"	18"	445		NXCABF2618	26"	18"	520	
NXCABF1719	17"	19"	445		NXCABF2620	26"	20"	520	
NXCABF1720	17"	20"	445		NXCABF2622	26"	22"	520	
NXCABF1816	18"	16"	445		Optional: Change cover for incontinent/infection control cover				
NXCABF1817	18"	17"	445						

ITEM	WIDTH X DEPTH	\$		QTY
Replacement Incontinent Cover	___ x ___	130	For a cover up to 18" x 19"	
		150	For a cover 18" x 20" and above	
Replacement smartx3D Cover	___ X ___	130	For a cover up to 18" x 19"	
		150	For a cover 18" x 20" and above	

## NüFit™

- Multi-layer Contoured Cushions designed for users who need a comfortable cushion with good positioning and are at low to medium risk of skin breakdown
- Includes smartx3D outer cover and fluid proof inner cover
- Weight capacity 300lbs (136 kg).
- Optional Incontinent / Infection Control Cover is a no charge alternative option when ordered with a cushion. Specify model number when ordering.

NÜFIT™	WIDTH	DEPTH	\$	QTY
NXCANF1616	16"	16"	415	
NXCANF1618	16"	18"	415	
NXCANF1620	16"	20"	415	
NXCANF1816	18"	16"	415	
NXCANF1818	18"	18"	415	
NXCANF1820	18"	20"	415	
NXCANF2016	20"	16"	415	
NXCANF2018	20"	18"	415	
NXCANF2020	20"	19"	415	
NXCANF2216	22"	16"	445	
NXCANF2218	22"	18"	445	
NXCANF2220	22"	20"	445	
Optional: Change cover for incontinent/infection control cover				



ITEM	WIDTH X DEPTH	\$		QTY
Replacement Incontinent Cover	___ x ___	130	For a cover up to 18" x 19"	
		150	For a cover 18" x 20" and above	
Replacement smartx3D Cover	___ X ___	130	For a cover up to 18" x 19"	
		150	For a cover 18" x 20" and above	



Solid Seat Insert



Pelvic Obliquity Wedges

## SEATING AND CUSHION ACCESSORIES

MODEL NO.	DESCRIPTION	FITS BACK WIDTH	\$	QTY
NIB-0711	Pair of 0.5" (1.2 cm) pelvic build up wedges	All Sizes	80	
RSSI 1600	Solid Seat Insert	Fits cushions 16" & 17" wide (40.6 & 43.2 cm) and 14"-18" deep (35.6-45.7 cm)	80	
RSSI 1800	Solid Seat Insert	Fits cushions 18" & 19" wide (45.7 & 48.3 cm) and 14"-18" deep (35.6-45.7 cm)	80	
RSSI 2000	Solid Seat Insert	Fits cushions 20"-22" wide (50.8-55.9 cm) and 18"-20" deep (45.7-50.8 cm)	80	

## BIOFIT AND NÜFIT™ SEAT CUSHIONS CUSTOMIZATION

- › When ordering custom cushions: Please specify which cushion model you wish to purchase and then the modification.
- › Note: The modification will be made to the specific cushion size selected. i.e. "NXCABF1818 with NSDR2."

MODEL NO.	DESCRIPTION	DIMENSIONS OF CHANGE	\$	QTY
NSDR1	Seat depth reduction	Cushion depth less 1"	\$160	
NSDR2	Seat depth reduction	Cushion depth less 2"	\$160	
NSDR3	Seat depth reduction	Cushion depth less 3"	\$160	
NLLDR1	Right leg length discrepancy	Cushion depth users right less 1"	\$160	
NLLDR2	Right leg length discrepancy	Cushion depth users right less 2"	\$160	
NLLDL1	Left leg length discrepancy	Cushion depth users left less 1"	\$160	
NLLDL2	Left leg length discrepancy	Cushion depth users left less 2"	\$160	
NCWR	Cushion width reduction	Special request - requires approval	\$160	